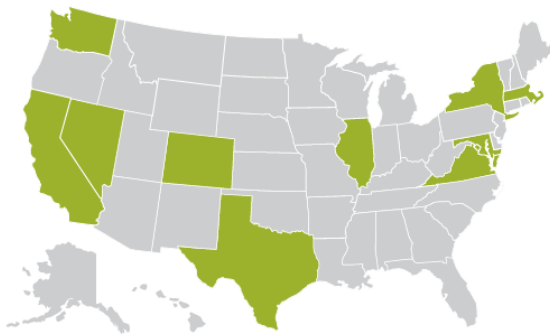


# TOP 10 STATES FOR LEED

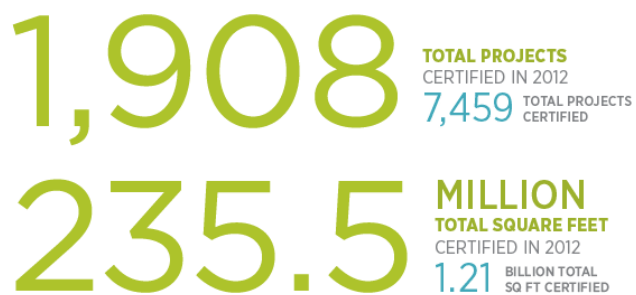
IN

# 2012

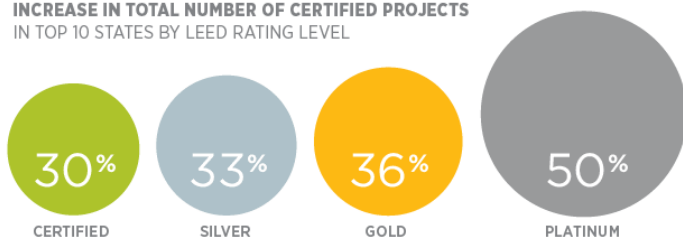
## TOP 10 STATES FOR LEED IN 2012



WITHIN THE TOP 10 STATES FOR LEED IN 2012, THERE WERE:

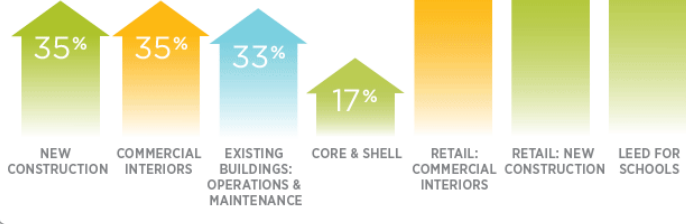


### INCREASE IN TOTAL NUMBER OF CERTIFIED PROJECTS IN TOP 10 STATES BY LEED RATING LEVEL



### INCREASE IN TOTAL NUMBER OF CERTIFIED PROJECTS IN TOP 10 STATES BY LEED RATING SYSTEM





## THE RANKINGS

STATE RANKINGS CALCULATED BY DIVIDING SQUARE FOOTAGE CERTIFIED IN 2012 BY STATE POPULATION.



## 8. WASHINGTON

1.56

SQ FT CERTIFIED  
PER PERSON IN 2012

133

PROJECTS CERTIFIED  
IN 2012

10.5

MILLION SQ FT  
CERTIFIED IN 2012

POPULATION 37,253,956\*

## 9. CALIFORNIA

1.46

SQ FT CERTIFIED  
PER PERSON IN 2012

540

PROJECTS CERTIFIED  
IN 2012

54.3

MILLION SQ FT  
CERTIFIED IN 2012

POPULATION 25,145,561\*

## 10. TEXAS

1.43

SQ FT CERTIFIED  
PER PERSON IN 2012

224

PROJECTS CERTIFIED  
IN 2012

36.0

MILLION SQ FT  
CERTIFIED IN 2012

POPULATION 2,700,551\*

## 11. NEVADA

1.39

SQ FT CERTIFIED  
PER PERSON IN 2012

29

PROJECTS CERTIFIED  
IN 2012

3.7

MILLION SQ FT  
CERTIFIED IN 2012

\*U.S. CENSUS BUREAU, 2010 CENSUS



# LEED *link*

LEED  
GREEN  
ASSOCIATE

GREEN ASSOCIATE  
PLAYBOOK

