



First Look: LEED v4 online forms

Published on **21 May 2013**

Written by [Sara Cederberg](#)

Posted in [LEED](#)



LEED v4 is more than just credits and requirements. With this update, USGBC has taken a deeper look at the tools and resources that support the program. We've reached out to the marketplace for feedback on what's working and what's not so we could make improvements that help these tools operate as designed. The information we've gathered through conversations with LEED practitioners, the LEED v4 Beta program and even in public comment periods has helped us identify ways to save project teams time. In this series, we'll introduce you to some of the changes we've made. Take a look and let us know what you think.

LEED Online Forms

For most people, paperwork is something we have to do but never really enjoy. With this in mind, we've focused a lot of our efforts on simplifying and streamlining the work for project teams. After all, you want to spend your time achieving credits, not documenting them.

We're starting with LEED v4, but these changes are also on the horizon for LEED 2009.

Below are the LEED 2009 and LEED v4 versions of one of our more complex forms, Water Use Reduction. Looking at the new forms, you'll notice three key differences:

1. **We've combined the forms for the prerequisite and the credit.** We've made this change wherever possible to reduce the amount of overlap and duplicative work.
2. **Spreadsheets and calculators have been relocated.** Instead of including these in the submittal forms, we've moved them to the credit library under the resources tab. This means that less information has to be calculated in a LEED Online Form — making our forms faster to complete, easier to maintain and more accessible even to those that are not listed as project team members in LEED Online. Separating the calculators from the rest of the forms also allows us to make them more transparent so those filling them out have a better understanding of the equations behind the calculations. This is not just being done for LEED v4, but also for LEED 2009.
3. **Less new documentation is needed.** During this process, we found that there are many instances where industry standard documentation gives us all the information we need to confirm credit compliance. So, we've modified the submittal documents to reflect that. For projects, this means that you don't always have to fill out a new form specific to LEED; you can just upload what you already have. The result is that USGBC get more accurate information and project teams save time. *In this case the form has an option for prescriptive achievement where we ask for confirmation that all fixtures and fittings are WaterSense labeled via cutsheets, instead of completing FTE usage calculations.*


[Download LEED 2009 Sample Form »](#)

(Right-click and save as)


[Download LEED v4 Sample Form »](#)

(Right-click and save as)

This is just a sampling of what's to come. Next week, we'll preview another update to the LEED tools. Have questions? Learn more about [LEED v4](#) or [email us](#).




Sara Cederberg
Manager, LEED
U.S. Green Building Council



Member employees, USGBC staff

3 comments


[Leave a comment](#)



Francesca Mayer M...
LEED Project Coordinator

1 week 3 days ago


Thank you veru much for sharing this with us.



Donald Snell

1 week 6 days ago

Good morning,
Please indicate how I may receive a copy of LEED V4 that was previously out for public review. Thanks



Selina Holmes
U.S. Green Building Council

1 week 1 day ago

Hi Donald,
These are available in the credit library (<http://www.usgbc.org/credits>) and on usgbc.org/leedv4 (scroll down to the resources section for links to the pdf version).

Leave a comment

Don't have an account? [Create one](#)

You must be signed in to leave a comment.

Email

Password

[SIGN IN](#)