

Infographic: Top Ten States for LEED in 2012

Published on **24 Jan 2013**

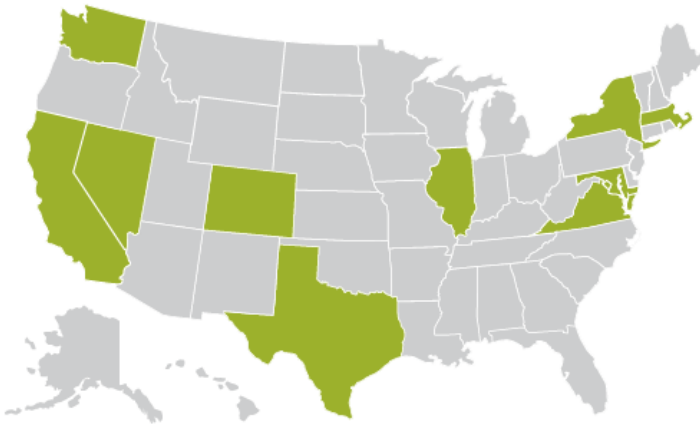
Written by **Jacob Kriss**

Posted in **LEED**

[t](#) [f](#) [in](#)



TOP 10 STATES FOR LEED IN 2012



WITHIN THE TOP 10 STATES FOR LEED IN 2012, THERE WERE:

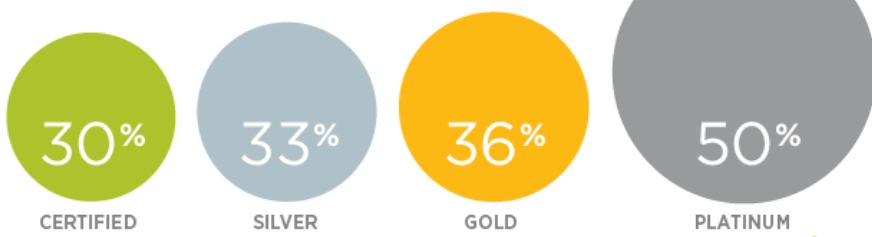
1,908 TOTAL PROJECTS
CERTIFIED IN 2012

7,459 TOTAL PROJECTS
CERTIFIED

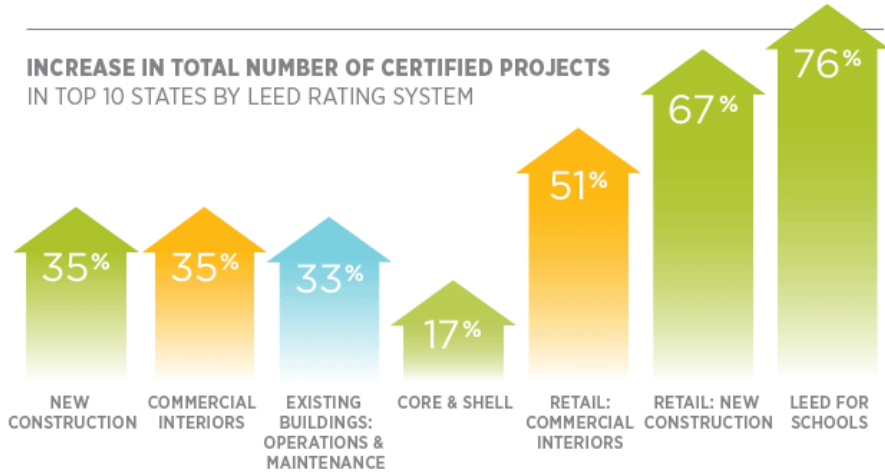
235.5 MILLION
TOTAL SQUARE FEET
CERTIFIED IN 2012

1.21 BILLION TOTAL
SQ FT CERTIFIED

**INCREASE IN TOTAL NUMBER OF CERTIFIED PROJECTS
IN TOP 10 STATES BY LEED RATING LEVEL**



INCREASE IN TOTAL NUMBER OF CERTIFIED PROJECTS IN TOP 10 STATES BY LEED RATING SYSTEM



THE RANKINGS

STATE RANKINGS CALCULATED BY DIVIDING SQUARE FOOTAGE CERTIFIED IN 2012 BY STATE POPULATION.

POPULATION 601,723*

1. DISTRICT OF COLUMBIA

36.97

SQ FT CERTIFIED PER PERSON IN 2012



POPULATION 8,001,024*

2. VIRGINIA

3.71

SQ FT CERTIFIED PER PERSON IN 2012



POPULATION 5,029,196*

3. COLORADO

2.1

SQ FT CERTIFIED PER PERSON IN 2012



POPULATION 6,547,629*

4. MASSACHUSETTS

2.05

SQ FT CERTIFIED PER PERSON IN 2012




 POPULATION 12,830,632*

5. ILLINOIS

1.94

SQ FT CERTIFIED
PER PERSON IN 2012



 POPULATION 5,773,552*

6. MARYLAND

1.90

SQ FT CERTIFIED
PER PERSON IN 2012



 POPULATION 19,378,102*

7. NEW YORK

1.77

SQ FT CERTIFIED
PER PERSON IN 2012



 POPULATION 6,724,540*

8. WASHINGTON

1.56

SQ FT CERTIFIED
PER PERSON IN 2012



 POPULATION 37,253,956*

9. CALIFORNIA

1.46

SQ FT CERTIFIED
PER PERSON IN 2012



 POPULATION 25,145,561*

10. TEXAS

1.43

SQ FT CERTIFIED
PER PERSON IN 2012



 POPULATION 2,700,551*

11. NEVADA

1.39

SQ FT CERTIFIED



Related Articles



Green Building 101: What is LEED?

IN **LEED**

09.14.17

#TheresACreditForThat

Quiz: Name that LEED v4 BD+C credit

By Amanda Sawit

IN **LEED**

09.13.17

LEED

LEED *link*

LEED Link: LEED jobs

By Heather Benjamin

IN **LEED**

09.12.17

USGBC Articles can be accessed in the USGBC app for iOS or Android on your iPhone, iPad or Android device.



☰