

Infographic: LEED in the World

Published on 3 May 2013

Written by [Nora Knox](#)

Posted in [LEED](#)

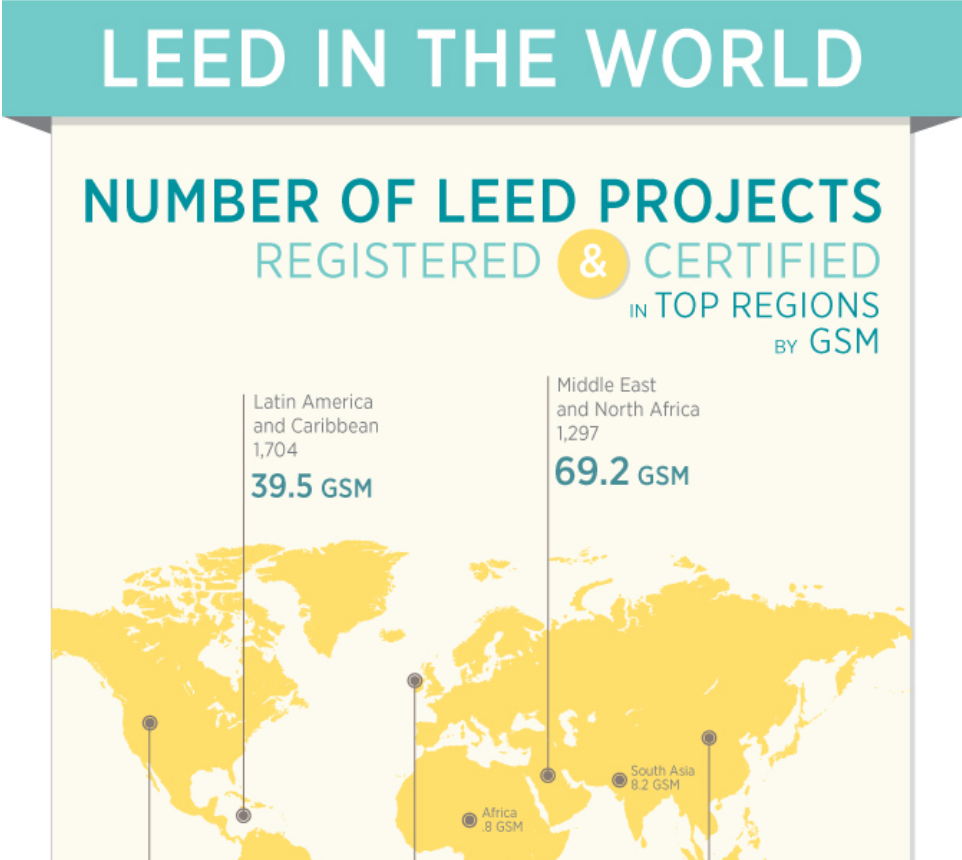
[Twitter](#) [Facebook](#) [LinkedIn](#)



USGBC has created a new infographic, "LEED in the World," which lists the current number of both registered and certified LEED projects across the globe by gross square meters in different regions, and ranks the top 10 countries for green building.

The numbers show the explosive growth of the green building movement beyond North America, demonstrating the growing global consensus about the worldwide imperative to green the built environment.

(Figures are as of April 2013.)



North America
44,998

658.1 GSM

Europe
1,706

74.5 GSM

East Asia
1,995

107.3 GSM

South Pacific
& GSM

TOP 10 COUNTRIES

WITH REGISTERED & CERTIFIED PROJECTS

1

UNITED STATES

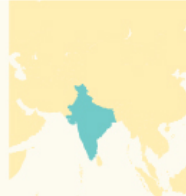
44,270 PROJECTS
595.8 GSM



6

INDIA

405 PROJECTS
6.9 GSM



2

CANADA

4,212 PROJECTS
62.3 GSM



7

MEXICO

322 PROJECTS
7.9 GSM



3

CHINA

1,156 PROJECTS
66.5 GSM



8

GERMANY

299 PROJECTS
6.1 GSM



4

UNITED ARAB EMIRATES

808 PROJECTS
46.1 GSM



9

TURKEY

194 PROJECTS
8.9 GSM



5

BRAZIL

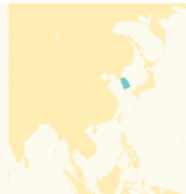
638 PROJECTS
18.1 GSM



10

REPUBLIC OF KOREA

188 PROJECTS
15 GSM



*Gross square meters (GSM) are reported in millions.

*Includes projects registered through the USGBC, GBCI, Canada GBC, and Indian GBC (partial data).

AS OF MAY 2013

LEED IN CHINA

Report reveals that LEED in China is accelerating

By Joseph Crea

IN **LEED**

11.10.17



Parksmart and LEED: Creating ripples beyond the building

By Paul Wessel

IN **LEED**

11.3.17



Agility and evolution: How LEED is moving with the market

By Melissa Baker

IN **LEED**

11.2.17

USGBC Articles can be accessed in the USGBC app for iOS or Android on your iPhone, iPad or Android device.



000