

GREEN BUILDING DESIGN AND CONSTRUCTION

WITH ALTERNATIVE COMPLIANCE PATHS FOR
EAST ASIA

**LEED Reference Guide for Green Building Design
and Construction – Retail Supplement**
**For the Design, Construction and Major Renovation
of Retail Projects**
2009 Edition



PREFACE FROM USGBC

The built environment has a profound impact on our natural environment, economy, health, and productivity. Breakthroughs in building science, technology, and operations are now available to designers, builders, operators, and owners who want to build green and maximize both economic and environmental performance.

Through the LEED® green building certification program, the U.S. Green Building Council (USGBC) is transforming the built environment. The green building movement offers an unprecedented opportunity to respond to the most important challenges of our time, including global climate change, dependence on non sustainable and expensive sources of energy, and threats to human health. The work of innovative building professionals is a fundamental driving force in the green building moment. Such leadership is a critical component to achieving USGBC's mission of a sustainable built environment for all within a generation.

USGBC MEMBERSHIP

USGBC's greatest strength is the diversity of our membership. USGBC is a balanced, consensus-based nonprofit with more than 18,000 member companies and organizations representing the entire building industry. Since its inception in 1993, USGBC has played a vital role in providing a leadership forum and a unique, integrating force for the building industry. USGBC's programs have three distinguishing characteristics:

Committee-based

The heart of this effective coalition is our committee structure, in which volunteer members design strategies that are implemented by staff and expert consultants. Our committees provide a forum for members to resolve differences, build alliances, and forge cooperative solutions for influencing change in all sectors of the building industry.

Member-driven

Membership is open and balanced and provides a comprehensive platform for carrying out important programs and activities. We target the issues identified by our members as the highest priority. We conduct an annual review of achievements that allows us to set policy, revise strategies, and devise work plans based on members' needs.

Consensus-focused

We work together to promote green buildings, and in doing so, we help foster greater economic vitality and environmental health at lower costs. We work to bridge ideological gaps between industry segments and develop balanced policies that benefit the entire industry.

Contact the U.S. Green Building Council
2101 L Street, NW
Suite 500
Washington, DC 20037
(800) 795-1747 Office
(202) 828-5110 Fax
www.usgbc.org

IMPORTANT! This reference guide supplement contains only the reference guide sections that pertain to projects using the LEED 2009 Global Alternative Compliance Paths or East Asia ACPs. Use this supplement alongside the LEED Reference Guide for Green Building Design and Construction and the Retail Supplement for complete credit information. For the omitted sections, refer to the main reference guide.

COPYRIGHT

Copyright © 2014 by U.S. Green Building Council, Inc. All rights reserved.

DISCLAIMER

None of the parties involved in the funding or creation of the Reference Guide supplement, including USGBC, its members, its contractors, or the United States government, assume any liability or responsibility to the user or any third parties for the accuracy, completeness, or use of or reliance on any information contained in the Reference Guide supplement, or for any injuries, losses, or damages (including, without limitation, equitable relief) arising from such use or reliance. Although the information contained in the Reference Guide supplement is believed to be reliable and accurate, all materials set forth within are provided without warranties of any kind, either express or implied, including but not limited to warranties of the accuracy or completeness of information contained in the training or the suitability of the information for any particular purpose.

U.S. Green Building Council
2101 L Street, NW
Suite 500
Washington, DC 20037

TRADEMARK

LEED® is a registered trademark of U.S. Green Building Council.

ISBN # 978-1-932444-36-0

TABLE OF CONTENTS

Preface	i
Introduction	v
I. Why Make Your Building Green?	v
II. LEED® Green Building Rating System	v
III. Overview And Process	v
IV. LEED Online Documentation Requirements	v
V. Certification Application	v
VI. Certification Strategy	vi
VII. Exemplary Performance Strategies	vi
VIII. Regional Priority	vi
IX. Tools For Registered Projects	vi
X. How To Use This Reference Guide	vi
Sustainable Sites (SS)	1
Credit 1 Site Selection	3
Credit 3 Brownfield Redevelopment	7
Credit 4 Alternative Transportation	11
Credit 6.1 Stormwater Design—Quantity Control	19
Water Efficiency (WE)	25
Credit 1 Water Efficient Landscaping	27
Energy and Atmosphere (EA)	33
Prerequisite 2 Minimum Energy Performance	35
Credit 1 Optimize Energy Performance	39
Credit 6 Green Power	49
Materials and Resources (MR)	53
Credit 5 Regional Materials	55
Indoor Environmental Quality (IEQ)	59
Prerequisite 1 Minimum Indoor Air Quality Performance	61
Credit 1 Outdoor Air Delivery Monitoring	67
Credit 2 Increased Ventilation	71
Credit 3.1 Construction Indoor Air Quality Management Plan—During Construction	75
Credit 4 Low-Emitting Materials	79
Credit 5 Indoor Chemical and Pollutant Source Control	89
Credit 6 Controllability of Systems—Lighting & Thermal Comfort	93
Credit 7.1 Thermal Comfort—Design	97
Credit 7.2 Thermal Comfort—Employee Verification	101
Glossary	104

INTRODUCTION

I. WHY MAKE YOUR BUILDING GREEN?

See the LEED 2009 Green Building Design and Construction Retail Supplement for this section of the Introduction.

II. LEED® GREEN BUILDING RATING SYSTEM

See the LEED 2009 Green Building Design and Construction Retail Supplement for this section of the Introduction.

III. OVERVIEW AND PROCESS

See the LEED 2009 Green Building Design and Construction Retail Supplement for additional guidance related to the Overview and Process section.

When to Use LEED Global Alternative Compliance Paths

Alternative Compliance Paths (ACPs) to LEED credits provide additional options or approaches that address unique circumstances and accommodate advancements in science and technology. ACPs allow LEED to be more flexible and applicable to a wider range of projects. Global ACPs and Regional ACPs for East Asia are integrated into this guidance document. The LEED 2009 Building Design and Construction (BD&C) ACPs for East Asia were developed for new construction and major renovations of commercial and institutional buildings, core and shell developments, schools, healthcare facilities, and retail projects specifically in East Asia. ACPs can be applied at the discretion of the project team, based on applicability; they are not mandatory for any project. Some ACPs are available only for projects outside the U.S., and others are available for all LEED projects regardless of location, as indicated in the credit language.

Projects may use none, some, or all of the LEED 2009 Global ACPs or Regional ACPs for East Asia and do not need to apply them consistently across credits unless noted in the credit language. Each credit category's Overview section includes a table identifying which credits have Global ACPs or an East Asia ACP.

For specific guidance on which rating system to use, see the LEED 2009 Green Building Design and Construction Reference Guide and the Retail Supplement.

IV. LEED ONLINE DOCUMENTATION REQUIREMENTS

See the LEED 2009 Green Building Design and Construction Retail Supplement for this section of the Introduction.

V. CERTIFICATION APPLICATION

See the LEED 2009 Green Building Design and Construction Retail Supplement for this section of the Introduction.

IMPORTANT! This reference guide supplement contains only the reference guide sections that pertain to projects using the LEED 2009 Global Alternative Compliance Paths or East Asia ACPs. Use this supplement alongside the LEED Reference Guide for Green Building Design and Construction and the Healthcare Supplement for complete credit information. For the omitted sections, refer to the main reference guide.

VI. CERTIFICATION STRATEGY

See the LEED 2009 Green Building Design and Construction Retail Supplement for this section of the Introduction.

VII. EXEMPLARY PERFORMANCE STRATEGIES

See the LEED 2009 Green Building Design and Construction Retail Supplement for this section of the Introduction.

VIII. REGIONAL PRIORITY

See the LEED 2009 Green Building Design and Construction Retail Supplement for this section of the Introduction.

IX. TOOLS FOR REGISTERED PROJECTS

See the LEED 2009 Green Building Design and Construction Retail Supplement for this section of the Introduction.

X. HOW TO USE THIS REFERENCE GUIDE

See the LEED 2009 Green Building Design and Construction Retail Supplement for additional guidance.

The LEED 2009 BD&C Alternative Compliance Path for East Asia Reference Guide Retail Supplement is a supporting document to the LEED Global ACPs and East Asia ACPs. This guide helps project teams understand the criteria, the reasons behind them, strategies for implementation, and documentation requirements. It includes examples of strategies that can be used in each category and additional resources. It does not provide an exhaustive list of strategies for meeting the criteria or all the information that a project team needs to determine the applicability of a credit to the project.

The LEED 2009 BD&C Alternative Compliance Path for East Asia Reference Guide Retail Supplement should be consulted in conjunction with the LEED 2009 Green Building Design and Construction Reference Guide and the Retail Supplement. Information in the reference guide is not repeated in this supplement, which focuses instead on the following:

- information specific to considerations for projects outside the U.S.
- new information for existing credits with new Alternative Compliance Paths

IMPORTANT! This reference guide supplement contains only the reference guide sections that pertain to projects using the LEED 2009 Global Alternative Compliance Paths or East Asia ACPs. Use this supplement alongside the LEED Reference Guide for Green Building Design and Construction and the Retail Supplement for complete credit information. For the omitted sections, refer to the main reference guide.

OVERVIEW





See the LEED 2009 Green Building Design and Construction Reference Guide and the Retail Supplement for additional guidance.

Project teams outside the U.S. face many of the same challenges as their American counterparts when determining where to locate a new project. However, American codes and regulations often prove difficult to apply abroad. The Global Alternative Compliance Paths for Sustainable Sites allow project teams outside the U.S. to select local equivalents to the prescribed U.S. codes and regulations for select credits. In many cases this will lower overall project costs by reducing the required documentation.

Local equivalent standards can be used in place of U.S. government regulations for SS Credit 1 (Site Selection). Project teams outside the U.S. can use a local code or regulation if it meets the intent of the prerequisite or credit.

A new path in Option 1 for SS Credit 4 (Alternative Transportation) allows project teams to include additional vehicle types when calculating alternative transportation use for building occupants. The new option for SS Credit 6.1 (Stormwater Design—Quantity Control) allows project teams to calculate stormwater runoff reduction using a method that may be more appropriate in areas where it is difficult to calculate the 1- and 2-year 24-hour design storm.

 **Table 1.** SS Credits with Alternative Compliance Paths

CREDIT	TITLE	RETAIL: NC
SS Prerequisite 1	Construction Activity Pollution Prevention	
SS Credit 1	Site Selection	
SS Credit 2	Development Density and Community Connectivity	
SS Credit 3	Brownfield Redevelopment	
SS Credit 4	Alternative Transportation	
SS Credit 5.1	Site Development—Protect or Restore Habitat	
SS Credit 5.2	Site Development—Maximize Open Space	
SS Credit 6.1	Stormwater Design—Quantity Control	
SS Credit 6.2	Stormwater Design—Quality Control	
SS Credit 7.1	Heat Island Effect—Nonroof	
SS Credit 7.2	Heat Island Effect—Roof	
SS Credit 8	Light Pollution Reduction	

IMPORTANT! This reference guide supplement contains only the reference guide sections that pertain to projects using the LEED 2009 Global Alternative Compliance Paths or East Asia ACPs. Use this supplement alongside the LEED Reference Guide for Green Building Design and Construction and the Retail Supplement for complete credit information. For the omitted sections, refer to the main reference guide.



SITE SELECTION

RETAIL: NC	
Credit	SS Credit 1
Points	1 point

Intent

To avoid the development of inappropriate sites and reduce the environmental impact from the location of a building on a site.

Requirements

Do not develop buildings, hardscape, roads, or parking areas on portions of sites that meet any of the following criteria:

- Prime farmland as defined by the U.S. Department of Agriculture in the United States Code of Federal Regulations, Title 7, Volume 6, Parts 400 to 699, Section 657.5 (citation 7CFR657.5). Projects outside the U.S. may use a local equivalent.
- Previously undeveloped land whose elevation is lower than 5 feet (1.5 meters) above the elevation of the 100-year flood as defined by the Federal Emergency Management Agency (FEMA), an equivalent local regulatory agency, or a professional hydrologist.
- Land specifically identified as habitat for any species on federal or state threatened or endangered lists. Projects outside the U.S. may use a local equivalent.
- Land within 100 feet (30 meters) of any wetlands as defined by the U.S. Code of Federal Regulations 40 CFR, Parts 230–233 and Part 22 or a local equivalent definition outside the U.S., and isolated wetlands or areas of special concern identified by state or local rule, OR within setback distances from wetlands prescribed in state or local regulations, as defined by local or state rule or law, whichever are more stringent.
- Previously undeveloped land that is within 50 feet (15 meters) of a water body, defined as seas, lakes, rivers, streams, and tributaries that support or could support aquatic life, recreation, or industrial use, consistent with the terminology of the Clean Water Act.
- Land that prior to acquisition for the project was public parkland, unless land of equal or greater value as parkland is accepted in trade by the public landowner (park authority projects and projects which are operated by and support the function of the park are exempt).

SS CREDIT 1

IMPORTANT! This reference guide supplement contains only the reference guide sections that pertain to projects using the LEED 2009 Global Alternative Compliance Paths or East Asia ACPs. Use this supplement alongside the LEED Reference Guide for Green Building Design and Construction and the Retail Supplement for complete credit information. For the omitted sections, refer to the main reference guide.

1. Benefits and Issues to Consider

See the LEED 2009 Green Building Design and Construction Reference Guide and the Retail Supplement for information on environmental and economic issues related to this credit.

2. Related Credits

See the LEED 2009 Green Building Design and Construction Reference Guide for a list of credits related to this credit.

3. Summary of Referenced Standards

No new standards are referenced; see the LEED 2009 Green Building Design and Construction Reference Guide for a summary of the standards referenced in this credit. If a local equivalent has been selected, substitute that standard for the listed standards.

4. Implementation

If the level of the 100-year flood is not defined in the project region or country, engage a professional hydrologist to determine the flood risk of the project site. The professional hydrologist should use the U.S. Federal Emergency Management Agency (FEMA) definition of the 100-year flood (the flood elevation that has a 1% chance of being reached or exceeded each year) to determine flood risk. If the professional hydrologist determines that the project site is less than 5 feet above the level of the 100-year flood, the project is not eligible to earn this credit.

See the LEED 2009 Green Building Design and Construction Reference Guide for additional implementation guidance.

5. Timeline and Team

If the level of the 100-year flood is not defined in the project region or country, use a professional hydrologist to determine the flood risk of the project site. See the LEED 2009 Green Building Design and Construction Reference Guide for additional guidance on the timeline and team.

6. Calculations

There are no calculations associated with this credit.

7. Documentation Guidance

As a first step in preparing to complete the LEED Online documentation requirements, work through the following measures. Refer to LEED Online for the complete descriptions of all required documentation.

- Record any special circumstances regarding compliance with the site selection criteria.
- If the level of level of the 100-year flood is defined by a local equivalent to FEMA, include the definition used and the name of the local authority.
- If the level of the 100-year flood is not defined in the project region or country, engage a professional hydrologist to determine the flood risk of the project site. The professional hydrologist should produce a report or an executive summary of findings and supporting documentation, such as site elevations and/or topographic maps and sections identifying the flood risk of the project site.

8. Examples

A project outside the U.S. is located in an area where no definition of the 100-year flood exists. The project team has hired a professional hydrologist to identify the flood risk of the project site and produce topographical maps and sections for the area surrounding the project site. The

resulting site elevation map identifies the elevation of the project in meters above sea level. A topographic section identifies the water surface height of a nearby river during normal levels and during a 100-year storm event in relation to the elevation of the project site. This documentation is accompanied by a separate report from the professional hydrologist.

SS	
RETAIL: NC	Credit 1

Figure 1. Topographic map identifying level of 100-year flood event and project site.

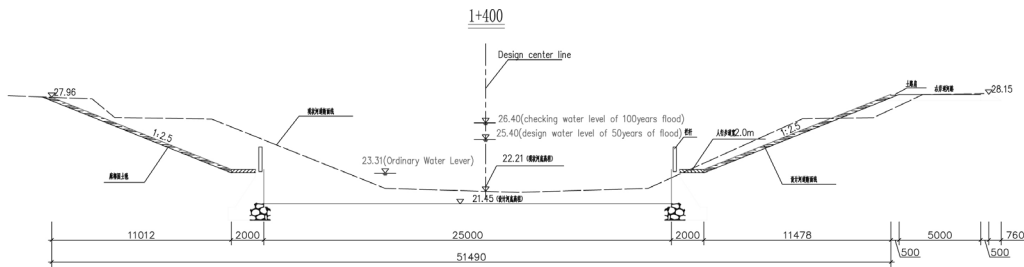


Figure 2. Letter from professional hydrologist explaining topographic map and level of 100-year flood.

Jane Doe
Hydrologist
August 13, 2011
Project: Qingyuan Retail Center
To Whom It May Concern,

Upon performing research on the vulnerability of the site located along the Beijang River in Qingyuan, Guongdong Province, China, it is my professional determination that the project site lies above the level of the 100-year flood. As the attached topographic maps and site elevations indicate, the level of the 100-year flood event has been determined to be 26.4 meters above sea level, whereas the project site is situated 28.2 meters above sea level. This means that the project is located 1.8 meters above the 100-year flood event.

Please see the attached report identifying the project site and its relation to the 100-year floodplain for further verification purposes. This report includes the methodology used to determine the level of the 100-year flood and all associated topographic maps and site plans.

Sincerely,
Jane Doe
Jane Doe
Hydrologist
ACME Geological Consulting, Inc.

9. Exemplary Performance

This credit is not eligible for exemplary performance under the Innovation in Design section of the LEED 2009 rating system.

10. Regional Variations

There are no regional variations associated with this credit.

IMPORTANT! This reference guide supplement contains only the reference guide sections that pertain to projects using the LEED 2009 Global Alternative Compliance Paths or East Asia ACPs. Use this supplement alongside the LEED Reference Guide for Green Building Design and Construction and the Retail Supplement for complete credit information. For the omitted sections, refer to the main reference guide.

11. Operations and Maintenance Considerations

See the LEED 2009 Green Building Design and Construction Reference Guide for Operations and Maintenance considerations related to this credit.

12. Resources

See USGBC's LEED Resources & Tools (<http://www.usgbc.org/leed/tools>) for additional resources and technical information.

See the LEED 2009 Green Building Design and Construction Reference Guide for resources related to this credit.

13. Definitions

See the LEED 2009 Green Building Design and Construction Reference Guide for definitions of terms used in this credit.

BROWNFIELD REDEVELOPMENT

RETAIL: NC	
Credit	SS Credit 3
Points	1 point

Intent

To rehabilitate damaged sites where development is complicated by environmental contamination, to reduce pressure on undeveloped land

Requirements

OPTION 1

Develop on a site documented as contaminated by means of an ASTM E1903-97 Phase II Environmental Site Assessment or a local voluntary cleanup program. Projects outside the U.S. may use a local equivalent to ASTM E1903-97 Phase II Environmental Site Assessment.

OR

OPTION 2

Develop on a site defined as a brownfield by a local, state, tribal or national government agency, whichever is most stringent.

SS CREDIT 3

IMPORTANT! This reference guide supplement contains only the reference guide sections that pertain to projects using the LEED 2009 Global Alternative Compliance Paths or East Asia ACPs. Use this supplement alongside the LEED Reference Guide for Green Building Design and Construction and the Retail Supplement for complete credit information. For the omitted sections, refer to the main reference guide.

1. Benefits and Issues to Consider

See the LEED 2009 Green Building Design and Construction Reference Guide for information on environmental and economic issues related to this credit.

2. Related Credits

See the LEED 2009 Green Building Design and Construction Reference Guide for a list of credits related to this credit.

3. Summary of Referenced Standards

No new standards are referenced; see the LEED 2009 Green Building Design and Construction Reference Guide for summaries of the U.S. EPA definition of brownfields; ASTM E1527-05, Phase I Environmental Site Assessment; and ASTM E1903-97, Phase II Environmental Site Assessment. If a local equivalent to the ASTM Phase II site assessment has been selected, substitute that standard for the listed standard.

4. Implementation

If a local equivalent to the ASTM Phase II Environmental Site Assessment has been selected, ensure that it is the most widely used and accepted by remediation experts in the project country. It should, at a minimum, require that an environmental professional test the soil, air, and water of the project site to identify what kinds of contaminants exist and at what levels. If contaminants are found on site, follow the Implementation guidance in the LEED 2009 Green Building Design and Construction Reference Guide.

5. Timeline and Team

See the LEED 2009 Green Building Design and Construction Reference Guide for guidance related to this credit.

6. Calculations

There are no calculations associated with this credit.

7. Documentation Guidance

As a first step in preparing to complete the LEED Online documentation requirements, work through the following measures. Refer to LEED Online for the complete descriptions of all required documentation.

- For projects using Option 1, prepare descriptions of site contamination and remediation efforts undertaken by the project and show how those efforts are equivalent to an ASTM Phase II Environmental Site Assessment.
- For projects using Option 2, identify the local, state, tribal, or national government agency that defines the site as a brownfield and provide documentation of the remediation efforts that were undertaken.

8. Examples

There are no examples for this credit.

9. Exemplary Performance

This credit is not eligible for exemplary performance under the Innovation in Design section of the LEED 2009 rating system.

10. Regional Variations

Preliminary screening levels or remediation criteria may differ by region or country. Please ensure that local equivalents to ASTM meet the intent of the credit and ensure that local or regional criteria at least match the stringency of the EPA and ASTM requirements.

11. Operations and Maintenance Considerations

See the LEED 2009 Green Building Design and Construction Reference Guide for Operations and Maintenance considerations related to this credit.

12. Resources

See USGBC's LEED Resources & Tools (<http://www.usgbc.org/leed/tools>) for additional resources and technical information.

See the LEED 2009 Green Building Design and Construction Reference Guide for resources related to this credit.

13. Definitions

See the LEED 2009 Green Building Design and Construction Reference Guide for definitions of terms used in this credit.

SS

RETAIL: NC

Credit 3

IMPORTANT! This reference guide supplement contains only the reference guide sections that pertain to projects using the LEED 2009 Global Alternative Compliance Paths or East Asia ACPs. Use this supplement alongside the LEED Reference Guide for Green Building Design and Construction and the Retail Supplement for complete credit information. For the omitted sections, refer to the main reference guide.



ALTERNATIVE TRANSPORTATION

RETAIL: NC	
Credit	SS Credit 4
Points	1-10 points

Intent

To reduce pollution and land development impacts from automobile use.

Requirements

OPTION 1. Public Transportation Access (6 points)

PATH 1. Rail Station, Bus Rapid Transit Station & Ferry Terminal Proximity

Locate the project within 1/2-mile (800 meters) walking distance (measured from a main building entrance) of an existing (or planned and funded) commuter rail, light rail, subway station, bus rapid transit¹ station or commuter ferry terminal.

OR

PATH 2. Bus Stop Proximity

Locate the project within 1/4-mile (400 meters) walking distance (measured from a main building entrance) of 1 or more stops for 2 or more public, campus, or private bus lines usable by tenant space occupants.

OR

PATH 3. Rideshare Proximity

Projects outside the U.S. may locate the project within 1/4-mile (400-meter) walking distance (measured from a main building entrance) of 1 or more stops for 2 or more existing rideshare options² that meet the definition of public transportation³ and are authorized by the local transit authority if one exists.

OPTION 2. Bicycle Commuting (1 point)

Provide secure bicycle racks and/or storage within 200 yards (200 meters) of a building entrance according to the following guidelines based on project square footage:

- Up to 5,000 sf (465 square meters), 2 or more
- 5,001–20,000 sf (466–1,860 square meters), 3 or more
- 20,001–50,000 sf (1,861–4,600 square meters), 6 or more
- More than 50,000 sf (4,600 square meters), 10 or more

1 Bus rapid transit an enhanced bus system that operates on exclusive bus lanes or other transit rights-of-way; it is designed to combine the flexibility of buses with the efficiency of rail.

2 Rideshare is a transit service that involves sharing a single vehicle with multiple people, excluding large-scale vehicles such as buses and trains. The rideshare transit facility must include a signed stop and a clearly defined waiting area. Additionally, the rideshare must include an enclosed passenger seating area, fixed route service, fixed fare structure, continuous daily operation, and the ability to pick up and drop off multiple riders. Rideshare options must hold 4 or more passengers, except for human-powered conveyances which must hold 2 or more passengers.

3 Public transportation consists of bus, rail, or other transit services for the general public that operate on a regular, continual basis.

IMPORTANT! This reference guide supplement contains only the reference guide sections that pertain to projects using the LEED 2009 Global Alternative Compliance Paths or East Asia ACPs. Use this supplement alongside the LEED Reference Guide for Green Building Design and Construction and the Retail Supplement for complete credit information. For the omitted sections, refer to the main reference guide.

SS CREDIT 4

AND

Institute 1 of the following: lockable changing areas, showers, bicycle maintenance program, or bicycle route assistance.

FOR PROJECTS THAT ARE PART OF A MULTITENANT COMPLEX

A multitenant complex is a master-planned development of stores, restaurants, and other businesses; retailers may share one or more services and/or common areas.

If bicycle racks have been provided by the development in which the project is located, the number that may be attributed to the project is determined by taking the square footage of the retail project and dividing by the total square footage of the development (buildings only). Multiply the resulting percentage by the total number of bicycle racks. If this number does not meet the credit requirement, the project should add additional spaces.

OPTION 3. Low-Emitting and Fuel-Efficient Vehicles (1 point)

PATH 1

Provide low-emitting and fuel-efficient vehicles⁴ for 3% of the full-time equivalent (FTE) occupants.

Provide preferred parking⁵ for these vehicles.

OR

PATH 2

Provide preferred parking for low-emitting and fuel-efficient vehicles for 5% of the total employee parking and 5% of customer parking provided for the project.

OR

PATH 3

Install alternative-fuel refueling stations for 3% of the total vehicle parking capacity of the site. Liquid or gaseous fueling facilities must be separately ventilated or located outdoors.

OR

PATH 4

Provide building occupants access to a low-emitting or fuel-efficient vehicle-sharing program. The following requirements must be met:

- One low-emitting or fuel-efficient vehicle must be provided for a minimum 3% of employee FTE occupants. Assuming that 1 shared vehicle can carry 8 persons, 1 vehicle per 267 employee FTE occupants is required. For buildings with fewer than 267 employee FTE occupants, at least 1 low-emitting or fuel-efficient vehicle must be provided.

4 For the purposes of this credit, low-emitting vehicles are vehicles that are classified as zero-emission vehicles (ZEVs) by the California Air Resources Board. Fuel-efficient vehicles are defined as vehicles that have achieved a minimum green score of 40 on the American Council for an Energy Efficient Economy (ACEEE) annual vehicle rating guide.

5 For customer parking, preferred parking refers to the parking spots that are closest to the main entrance of the project (exclusive of spaces designated for handicapped) or parking passes provided at a discounted price.

For employee parking, preferred parking refers to the spots that are closest to the entrance used by employees or parking passes provided at a discounted price.

To establish a meaningful incentive in all potential markets, the parking rate must be discounted at least 20%. The discounted rate must be available to all eligible customers (i.e. not limited to the number of customers equal to 5% of the vehicle parking capacity), publicly posted at the entrance of the parking area, and available for a minimum of 2 years. For projects that are part of a development for which there is no "assigned" parking, the number of parking spaces to be used in calculations under SS Credit 4 is determined by dividing the square footage of the retail project by the total square footage of the development (buildings only, excluding common areas). This percentage is the percentage of total parking spaces to be used in calculations.

- A vehicle-sharing contract must be provided that has an agreement of at least 2 years.
- The estimated number of riders served per vehicle must be supported by documentation.
- A narrative explaining the vehicle-sharing program and its administration must be submitted.
- Parking for low-emitting and fuel-efficient vehicles must be located in the nearest available spaces in the nearest available parking area. Provide a site plan or area map clearly highlighting the walking path from the parking area to the project site and noting the distance.

OPTION 4. Parking Capacity (3 points)

PATH 1

Size parking capacity must meet but not exceed minimum local zoning requirements.

Provide preferred parking for carpools or vanpools for 5% of the total parking spaces.

OR

PATH 2

For projects that provide parking for less than 5% of full-time equivalent (FTE) building occupants:

Provide preferred parking for carpools or vanpools, marked as such, equal to for 5% of the total employee parking and 5% of customer parking provided for the project.

OR

PATH 3

Provide no new parking.

OPTION 5. Delivery Service (1 point)

Provide a delivery service for purchases made from the retail project seeking LEED certification.

It is not required that the delivery service be free of charge, but the cost should not be prohibitive.

OPTION 6. Incentives (1 point)

Provide a comprehensive incentives program for employees who carpool or use alternative transportation to get to work. Three incentives must be provided for all staff upon hire. Potential incentives may include but are not limited to the following:

- Transit pass subsidies.
- Purchase of public transportation passes on a pretax basis.
- Preferred scheduling for carpools. While shifts cannot be guaranteed, a reasonable effort will be made to accommodate carpooling employees' schedules.
- An "emergency ride home" program for carpools and vanpools who must leave work unexpectedly.
- Preferred parking for carpools or vanpools.

IMPORTANT! This reference guide supplement contains only the reference guide sections that pertain to projects using the LEED 2009 Global Alternative Compliance Paths or East Asia ACPs. Use this supplement alongside the LEED Reference Guide for Green Building Design and Construction and the Retail Supplement for complete credit information. For the omitted sections, refer to the main reference guide.

SS CREDIT 4

- Discounts on bicycle accessories and maintenance at local shops.

OPTION 7. Alternative Transportation Education (1 point)

Provide a board or computer display in the retail project, accessible to both employees and customers, that provides the following information:

- Information on carpooling programs.
- Transit trip planning assistance.
- Transit maps.
- Maps of bicycle routes and the locations of secure bicycle parking, lockers, and showers, if provided.
- Summary of the company transportation management plan.
- Contacts for more information.

1. Benefits and Issues to Consider

See the LEED 2009 Green Building Design and Construction Reference Guide for information on environmental and economic issues related to this credit.

2. Related Credits

See the LEED 2009 Green Building Design and Construction Reference Guide for a list of credits related to this credit.

3. Summary of Referenced Standards

There are no standards referenced for this credit.

4. Implementation

If Option 1, Rail Station, Bus Rapid Transit Station & Ferry Terminal Proximity, is selected, see the LEED 2009 Green Building Design and Construction Reference Guide and the Healthcare Supplement for implementation guidance.

If Option 3, Rideshare Proximity (Option 4 in Schools), is selected, ensure that the vehicles that serve the project site meet the definition of rideshare provided in the Definitions section. See the LEED 2009 Green Building Design and Construction Reference Guide and the Retail Supplement for additional implementation guidance.

5. Timeline and Team

See the LEED 2009 Green Building Design and Construction Reference Guide for guidance related to this credit.

6. Calculations

If Option 3, Rideshare Proximity, is selected, please follow the calculations instructions for Options 1 and 2 in the LEED 2009 Green Building Design and Construction Reference Guide.

7. Documentation Guidance

As a first step in preparing to complete the LEED Online documentation requirements, work through the following measures. Refer to LEED Online for the complete descriptions of all required documentation.

- Identify local rail stations, bus rapid transit stations, commuter ferry terminals, and bus or rideshare routes serving the project building.
- Develop a site vicinity plan, to scale, and label walking paths between the project building's main entrance and rail stations, bus rapid transit stations, commuter ferry terminals, and bus or rideshare stops.
- If the team anticipates rail service, obtain verification of funding for the rail project.

IMPORTANT! This reference guide supplement contains only the reference guide sections that pertain to projects using the LEED 2009 Global Alternative Compliance Paths or East Asia ACPs. Use this supplement alongside the LEED Reference Guide for Green Building Design and Construction and the Retail Supplement for complete credit information. For the omitted sections, refer to the main reference guide.







SS	
RETAIL: NC	Credit 4

8. Examples

A retail project in Manila is within walking distance of multiple public rideshare lines. Figure 1 shows all rideshare routes within a 1/4-mile (400-meter) walking distance from the building's main entrance. Rideshare stop locations are clearly identified on the vicinity map. The rideshare routes also connect to additional public transportation lines that traverse the city.



Figure 1. Sample area drawing: Vicinity map identifying rideshare stop locations and route destination information



-  Project Location
-  1/4 Mile (400 Meters)
-  Waterfront Route
4.7 mi - about 13 mins
-  Padre Faura & A. Mabini
Serves the East West Route and the Waterfront Route
-  Padre Faura & M.H. del Pilar
-  East West Route
3.1 mi - about 15 mins
-  FX Stop - Roxas

Additionally, the project team has identified the type of vehicle, rideshare stop location, and route information for each route identified in a separate table, as shown in Figure 2

Figure 2. Rideshare transportation table

TRANSPORTATION TABULATION			
	SERVICE IDENTIFICATION (CORRESPONDING TO THE UPLOADED VIGNETTE MAP)	LOCATION	ROUTE
1		Padre Faura corner M.H. del Pilar	Sta. Cruz - Baclaran
2		Padre Faura corner A. Mabini	Divisoria - F.B. Harrison
3	FX ROUTE	Roxas Boulevard	Lawton - Baclaran/Sucat

SS	
RETAIL: NC	Credit 4

9. Exemplary Performance

Project teams may earn an Innovation in Design credit for exemplary performance by complying with the requirements of 1 of the 2 options described in the Exemplary Performance section of the LEED 2009 Green Building Design and Construction Retail Supplement.

Projects located within 1/2 mile (800 meters) of bus rapid transit or commuter ferries are eligible for exemplary performance through Option 2, Double Transit Ridership.

Project teams that select Option 3, Rideshare Proximity, are not eligible for exemplary performance under the Innovation in Design section.

10. Regional Variations

There are no regional variations associated with this credit.

11. Operations and Maintenance Considerations

See the LEED 2009 Green Building Design and Construction Reference Guide for Operations and Maintenance considerations related to this credit.

12. Resources

See USGBC's LEED Resources & Tools (<http://www.usgbc.org/leed/tools>) for additional resources and technical information.

See the LEED 2009 Green Building Design and Construction Reference Guide and the Healthcare Supplement for resources related to this credit.

13. Definitions

Bus rapid transit is an enhanced bus system that operates on exclusive bus lanes or other transit rights-of-way; it is designed to combine the flexibility of buses with the efficiency of rail.

Rideshare is a transit service that involves sharing a single vehicle with multiple people, excluding large-scale vehicles such as buses and trains. The rideshare transit facility must include a signed stop and a clearly defined waiting area. Additionally, the rideshare must include an enclosed passenger seating area, fixed route service, fixed fare structure, continuous daily operation, and the ability to pick up and drop off multiple riders. Rideshare vehicles must hold 4 or more passengers, except for human-powered conveyances, which must hold 2 or more passengers.

Public transportation consists of bus, rail, or other transit services for the general public that operate on a regular, continual basis.

IMPORTANT! This reference guide supplement contains only the reference guide sections that pertain to projects using the LEED 2009 Global Alternative Compliance Paths or East Asia ACPs. Use this supplement alongside the LEED Reference Guide for Green Building Design and Construction and the Retail Supplement for complete credit information. For the omitted sections, refer to the main reference guide.



STORMWATER DESIGN—QUANTITY CONTROL

RETAIL: NC	
Credit	SS Credit 6.1
Points	1 point

Intent

To limit disruption of natural water hydrology by reducing impervious cover, increasing onsite infiltration, reducing or eliminating pollution from stormwater runoff, and eliminating contaminants.

Requirements

OPTION 1. Design Storms

CASE 1. SITES WITH EXISTING IMPERVIOUSNESS 50% OR LESS

PATH 1

Implement a stormwater management plan that prevents the postdevelopment peak discharge rate and quantity from exceeding the predevelopment peak discharge rate and quantity for the 1- and 2-year 24-hour design storms.

OR

PATH 2

Implement a stormwater management plan that protects receiving stream channels from excessive erosion. The stormwater management plan must include stream channel protection and quantity control strategies.

CASE 2. SITES WITH EXISTING IMPERVIOUSNESS GREATER THAN 50%

Implement a stormwater management plan that results in a 25% decrease in the volume of stormwater runoff from the 2-year 24-hour design storm.

OR

OPTION 2. Percentile Rainfall Events

CASE 1. Non-Zero Lot Line Projects

In a manner best replicating natural site hydrology¹ processes, manage onsite² the runoff from the developed site for the 95th percentile of regional or local rainfall events using Low Impact Development³ (LID) and green infrastructure⁴.

Use daily rainfall data and the methodology in the United States Environmental Protection Agency's Technical Guidance on Implementing the Stormwater Runoff Requirements for Federal Projects under Section 438 of the Energy Independence and Security Act to

- 1 Natural Site Hydrology is defined as the natural land cover function of water occurrence, distribution, movement, and balance.
- 2 Manage Onsite refers to capturing and retaining the specified volume of rainfall to mimic natural hydrologic function. This includes, but is not limited to, strategies that manage volume through evapotranspiration, infiltration, or capture and reuse.
- 3 Low Impact Development (LID) is defined as an approach to managing stormwater runoff that emphasizes on-site natural features to protect water quality by replicating the natural land cover hydrologic regime of watersheds and addressing runoff close to its source. Examples include better site design principles such as minimizing land disturbance, preserving vegetation, minimizing impervious cover, and design practices like rain gardens, vegetated swales and buffers, permeable pavement, rainwater harvesting, and soil amendments. These are engineered practices that may require specialized design assistance.
- 4 Green Infrastructure is a soil and vegetation-based approach to wet weather management that is cost-effective, sustainable, and environmentally friendly. Green infrastructure management approaches and technologies infiltrate, evapotranspire, capture and reuse stormwater to maintain or restore natural hydrologies (US EPA).

SS CREDIT 6.1



IMPORTANT! This reference guide supplement contains only the reference guide sections that pertain to projects using the LEED 2009 Global Alternative Compliance Paths or East Asia ACPs. Use this supplement alongside the LEED Reference Guide for Green Building Design and Construction and the Retail Supplement for complete credit information. For the omitted sections, refer to the main reference guide.

SS CREDIT 6.1

determine the 95th percentile amount.

OR

CASE 2: Zero Lot Line Projects

For zero lot line projects located in urban areas with a minimum density of 1.5 FAR (13,800 square meters per hectare net), in a manner best replicating natural site hydrology processes, manage onsite the runoff from the developed site for the 85th percentile of regional or local rainfall events using LID and green infrastructure.

1. Benefits and Issues to Consider

See the LEED 2009 Green Building Design and Construction Retail Supplement for information on environmental and economic issues related to this credit.

2. Related Credits

See the LEED 2009 Green Building Design and Construction Reference Guide for a list of credits related to this credit.

3. Summary of Referenced Standards

Stormwater Management for Federal Facilities under Section 438 of the Energy Independence and Security Act (USA)

<http://www.epa.gov/owow/NPS/lid/section438/>

Stormwater runoff in urban areas is one of the leading sources of water pollution. Section 438 of the U.S. Energy Independence and Security Act sets guidelines for restoring project sites to their predevelopment hydrology. U.S. EPA's technical guidance for Section 438 provides background information, definitions, and case studies. See the website for additional information and resources.

4. Implementation

If Option 1, Design Storms, is selected, see the LEED 2009 Green Building Design and Construction Reference Guide and the Retail Supplement for implementation guidance.

Option 2. Percentile Rainfall Events

Projects that fall under Case 1, Non-Zero Lot Line Projects, should obtain local rainfall data for at least the past 5 years, if available. This information may be obtained from various sources:

- Aquastat
- the local governing authority
- local airports
- universities
- water treatment plants
- other facilities whose monitoring stations record time and total precipitation depth during each time interval

With the rainfall data, calculate the 95th percentile of regional or local storm events using the methodology in Section E of the Technical Guidance on Implementing Stormwater Runoff Requirements from the referenced standard. Determine the volume of rainwater runoff for the project site. Based on the developed project site conditions, identify areas with potential to produce runoff (areas where rainwater will not infiltrate completely into the ground). For these developed site conditions, manage the runoff by using Low-Impact Development (LID) strategies and green infrastructure on site.

If rainfall data are not available for the project's region, natural land cover maps may be used. Determine the natural land cover conditions of the project site and use these conditions to assign runoff curve numbers. Calculate the volume of rainfall using the method described in the LEED 2009 Green Building Design and Construction Reference Guide.

Design the site to manage the volume of runoff for the 95th percentile of regional or local events. There may be multiple low-impact development or green infrastructure rainwater

SS

RETAIL: NC

Credit 6.1

IMPORTANT! This reference guide supplement contains only the reference guide sections that pertain to projects using the LEED 2009 Global Alternative Compliance Paths or East Asia ACPs. Use this supplement alongside the LEED Reference Guide for Green Building Design and Construction and the Retail Supplement for complete credit information. For the omitted sections, refer to the main reference guide.

management facilities on the site. Consult U.S. EPA for a list of potential LIDs. Consider the following:

- A project site can utilize one or multiple facilities
- Locate facilities strategically to best mimic natural site hydrology (direction of flow, etc)
- Facilities may have different infiltration rates and storage capacity.
- The contaminant removal potential of the facilities

Projects that fall under Case 2, Zero Lot Line Projects, should confirm the zero lot line designation. This means that the building limits align with the site limits and the LEED project boundary. Calculate the density of the area surrounding the project. If the density is 1.5 FAR (13,800 square meters per hectare net) or greater, the project is eligible to use this case.

Follow the steps in Option 2, Case 1, above but calculate the 85th percentile rather than the 95th percentile.

5. Timeline and Team

See the LEED 2009 Green Building Design and Construction Reference Guide for guidance related to this credit.

6. Calculations

Instructions for calculating percentile storm events can be found in Section E of the Technical Guidance on Implementing Stormwater Runoff Requirements from the referenced standard. of the referenced standard.

Calculate the runoff volume based on the project's developed conditions; refer to the LEED 2009 Green Building Design and Construction Reference Guide. Size the LID facility based on the projected volume of runoff water for the percentile storm event. All calculated runoff from the percentile storm events must be managed.

Alternatively, if using natural land cover condition maps, refer to the LEED 2009 Green Building Design and Construction Reference Guide and manage the runoff for the developed site conditions.

7. Documentation Guidance

As a first step in preparing to complete the LEED Online documentation requirements, work through the following measures. Refer to LEED Online for the complete descriptions of all required documentation.

- Gather rainfall event data over at least 5 years and document the source of that information.
- Show the calculations for the 85th or 95th percentile and for volume of runoff based on the developed site area.
- Describe the proposed stormwater management practices used on site, explain what qualifies them as LID or green infrastructure, and show how the design replicates natural site hydrology.

8. Examples

See the Technical Guidance on Implementing Stormwater Runoff Requirements from the referenced standard for examples of how to implement LID and green infrastructure practices to manage runoff for the percentile storm event.

9. Exemplary Performance

Projects using Option 2, Percentile Rainfall Events, are not eligible for exemplary performance under the Innovation in Design section.

10. Regional Variations

There are no regional variations associated with Option 2, Percentile Rainfall Events.

11. Operations and Maintenance Considerations

See the LEED 2009 Green Building Design and Construction Retail Supplement for Operations and Maintenance considerations related to this credit.

12. Resources

See USGBC's LEED Resources & Tools (<http://www.usgbc.org/leed/tools>) for additional resources and technical information.

Websites

Aquastat

<http://www.fao.org/nr/water/aquastat/main/index.stm>

This international resource for precipitation data is maintained by the Food and Agriculture Organization of the United Nations.

U.S. EPA, Low-Impact Development, Stormwater Management, Section 438

<http://www.epa.gov/owow/NPS/lid/section438/>

This website provides valuable information, including technical guidance and fact sheets, on low-impact development strategies that can be used to mitigate stormwater runoff.

See the LEED 2009 Green Building Design and Construction Healthcare Supplement for additional resources related to this credit.

13. Definitions

Natural site hydrology is the natural land cover function of water occurrence, distribution, movement, and balance.

Manage onsite refers to capturing and retaining the specified volume of rainfall to mimic natural hydrologic function. Strategies may include evapotranspiration, infiltration, and capture and reuse.

Low- Impact Development (LID) is an approach to managing stormwater runoff that emphasizes onsite natural features to protect water quality by replicating the natural land cover hydrologic regime of watersheds and addressing runoff close to its source. Examples include better site design principles, such as minimizing land disturbance, preserving vegetation, and minimizing impervious cover, and design practices like rain gardens, vegetated swales and buffers, permeable pavement, rainwater harvesting, and soil amendments. These engineered practices may require specialized design assistance.

Green infrastructure is a soil- and vegetation-based approach to wet weather management that is cost-effective, sustainable, and environmentally friendly. Green infrastructure management approaches and technologies infiltrate, evapotranspire, capture and reuse stormwater to maintain or restore natural hydrologies (U.S. EPA).

SS	
RETAIL: NC	Credit 6.1

IMPORTANT! This reference guide supplement contains only the reference guide sections that pertain to projects using the LEED 2009 Global Alternative Compliance Paths or East Asia ACPs. Use this supplement alongside the LEED Reference Guide for Green Building Design and Construction and the Retail Supplement for complete credit information. For the omitted sections, refer to the main reference guide.

WATER EFFICIENCY

WE OVERVIEW


OVERVIEW

See the LEED 2009 Green Building Design and Construction Reference Guide and the Retail Supplement for additional guidance.

Clean water is a precious resource that is in constant demand. As human development spreads and the world's population continues to increase, it is imperative that water resources be preserved. Project teams outside the U.S. encounter seasonal differences when trying to limit the water use of a new building.

Accordingly, the language in WE Credit 1 (Water-Efficient Landscaping) has been revised to accommodate projects in locations where the month with the highest irrigation demand may not be in summer. Project teams can now more accurately determine a baseline for irrigation water usage.

 **Table 1. WE Credits with Alternative Compliance Paths**

CREDIT	TITLE	RETAIL: NC
WE Prerequisite 1	Water Use Reduction	
WE Credit 1	Water Efficient Landscaping	
WE Credit 2	Innovative Wastewater Technologies	
WE Credit 3	Water Use Reduction	

IMPORTANT! This reference guide supplement contains only the reference guide sections that pertain to projects using the LEED 2009 Global Alternative Compliance Paths or East Asia ACPs. Use this supplement alongside the LEED Reference Guide for Green Building Design and Construction and the Retail Supplement for complete credit information. For the omitted sections, refer to the main reference guide.

WATER-EFFICIENT LANDSCAPING

RETAIL: NC	
Credit	WE Credit 1
Points	2-4 points

Intent

To limit or eliminate the use of potable water, or other natural surface or subsurface water resources available on or near the project site, for landscape irrigation.

Requirements

OPTION 1. Reduce by 50% (2 points)

Reduce potable water consumption for irrigation by 50% from a calculated midsummer baseline case or using the month with the highest irrigation demand.

Reductions must be attributed to any combination of the following items:

- Plant species density and microclimate factor.
- Irrigation efficiency.
- Use of captured rainwater.
- Use of recycled wastewater.
- Use of water treated and conveyed by a public agency specifically for nonpotable uses.

Groundwater seepage that is pumped away from the immediate vicinity of building slabs and foundations can be used for landscape irrigation to meet the intent of this credit. However, the developer or owner must demonstrate that doing so does not affect site stormwater management systems.

OR

OPTION 2. No Potable Water Use or Irrigation¹ (4 points)

Meet the requirements for Option 1.

AND

PATH 1

Use only captured rainwater, recycled wastewater, recycled graywater, or water treated and conveyed by a public agency specifically for nonpotable uses for irrigation.

OR

PATH 2

Install landscaping that does not require permanent irrigation systems. Temporary irrigation systems used for establishing plants are allowed only if removed within 1 year of installation.

¹ If the percent reduction of potable water is 100% AND the percent reduction of total water is equal to or greater than 50%, then Option 2 is earned, for a total of 4 points.

WE CREDIT 1

IMPORTANT! This reference guide supplement contains only the reference guide sections that pertain to projects using the LEED 2009 Global Alternative Compliance Paths or East Asia ACPs. Use this supplement alongside the LEED Reference Guide for Green Building Design and Construction and the Retail Supplement for complete credit information. For the omitted sections, refer to the main reference guide.

WE CREDIT 1

FOR PROJECTS THAT ARE PART OF A MULTITENANT COMPLEX²

A multitenant complex is a master-planned development of stores, restaurants, and other businesses; retailers may share one or more services and/or common areas.

If landscape irrigation for the project is part of a master plan, enter aggregate data in the submittal template. Submit documentation for the design of the rainwater collection system, the landscape design, and the extent of the supplemental temporary irrigation system.

Landscaping on the large scale of a multitenant complex provides abundant opportunity to implement solutions that require less water and use captured rainwater or recycled water. Large developments may find it cost-effective to treat buildings' wastewater to standards for nonpotable uses.

² A multitenant complex is a site that was master-planned for the development of stores, restaurants and other businesses. Retailers may share one or more services and/or common areas.

1. Benefits and Issues to Consider

See the LEED 2009 Green Building Design and Construction Reference Guide for information on environmental and economic issues related to this credit.

2. Related Credits

See the LEED 2009 Green Building Design and Construction Reference Guide for a list of credits related to this credit.

3. Summary of Referenced Standards

There are no standards referenced for this credit.

4. Implementation

See the LEED 2009 Green Building Design and Construction Reference Guide for complete implementation guidance, including Steps 1–4 and 6.

Step 5. Effective and efficient watering practices should read as follows:

- Regularly check irrigation systems for efficient and effective operation; verify watering schedules and duration on a monthly basis.
- Use drip, micromist, and subsurface irrigation systems where applicable; use smart irrigation controllers throughout. Provide computer-controlled monitoring and schedule modifications from a central location.
- Do not irrigate plants or turf during winter months.
- Do not irrigate shrubs during fall, winter, or spring months.
- To prevent mold growth, make sure irrigation systems do not allow buildings to become saturated or water to be introduced into building air intakes. Systems should be designed to keep water away from buildings.

5. Timeline and Team

See the LEED 2009 Green Building Design and Construction Reference Guide for guidance related to this credit.

6. Calculations

See the LEED 2009 Green Building Design and Construction Reference Guide for calculations regarding this credit. The following should replace the first bullet under Standard Assumptions and Variables:

- All calculations are based on irrigation during the month with the highest irrigation demand. The evapotranspiration rate (ET_o) for the month with the greatest irrigation demand should be determined by the project's landscape designer based on local climate data; project teams may also refer to the International Water Management Institute (<http://www.iwmi.cgiar.org/WAtlas/Default.aspx>) or the EPA Water Budget Data Finder in determining the peak watering month with the greatest irrigation demand (http://www.epa.gov/WaterSense/new_homes/wb_data_finder.html).

7. Documentation Guidance

See the LEED 2009 Green Building Design and Construction Reference Guide for documentation guidance related to this credit.

WE	
RETAIL: NC	Credit 1

IMPORTANT! This reference guide supplement contains only the reference guide sections that pertain to projects using the LEED 2009 Global Alternative Compliance Paths or East Asia ACPs. Use this supplement alongside the LEED Reference Guide for Green Building Design and Construction and the Retail Supplement for complete credit information. For the omitted sections, refer to the main reference guide.

8. Examples

See the LEED 2009 Green Building Design and Construction Reference Guide for an example of implementing a rainwater harvesting system to reduce potable water used for irrigation on a project. The example is applicable to projects using the month with the highest irrigation demand rather than July.

9. Exemplary Performance

This credit is not eligible for exemplary performance under the Innovation in Design section of the LEED 2009 rating system.

10. Regional Variations

Much of the world is faced with increasing demands on existing water supplies, making it important to landscape sites appropriately for the climate. Landscaping should fit the site's climate and microclimate, sun exposure, soil type, drainage, and topography.

In hot, dry climates, emphasize drought-tolerant plants and xeriscape designs that mimic the natural landscape. Reducing or eliminating turf grass will lessen the demand on potable water. If turf grass is desired, select a species that can endure drought.

In hot, humid, and temperate climates, use native plants combined with rain or moisture sensors to avoid unnecessary watering during wet seasons. The use of captured rainwater can help eliminate the use of potable water for irrigation.

In cold climates, install hardy, native plants that will survive the winter months. Rain or moisture sensors will help prevent excessive watering.

11. Operations and Maintenance Considerations

See the LEED 2009 Green Building Design and Construction Reference Guide for Operations and Maintenance considerations related to this credit.

12. Resources

See USGBC's LEED Resources & Tools (<http://www.usgbc.org/leed/tools>) for additional resources and technical information.

Websites

EPA Water Budget Data Finder

http://www.epa.gov/WaterSense/new_homes/wb_data_finder.html

U.S. EPA provides guidance in determining the peak watering month with the greatest irrigation demand.

International Water Management Institute

<http://www.iwmi.cgiar.org/WAtlas/Default.aspx>

This organization provides monthly evapotranspiration and rainfall data worldwide.

See the LEED 2009 Green Building Design and Construction Reference Guide for additional resources related to this credit.

13. Definitions

Month with the highest irrigation demand is the maximum monthly delta between evapotranspiration rate (ET_o) and mean monthly rainfall.

See the LEED 2009 Green Building Design and Construction Reference Guide for definitions of other terms used in this credit.

ENERGY AND ATMOSPHERE

EA OVERVIEW




OVERVIEW

See the LEED 2009 Green Building Design and Construction Reference Guide and the Retail Supplement for additional guidance.

Buildings are a major consumer of energy and electricity across the globe, and predicting and lowering energy consumption in buildings are significant components of LEED. Because energy modeling is a very complex process that involves the use of computer-generated models and stringent energy standards, project teams outside the U.S. seeking to use an alternative to ANSI/ASHRAE/IESNA Standard 90.1-2007 in EA Prerequisite 2 (Minimum Energy Performance) and EA Credit 1 (Optimize Energy Performance) must first submit to a review process, as outlined later in this document.

Project teams seeking to achieve EA Credit 6 (Green Power) may now purchase renewable power from local sources as long as it meets the major Green-e Energy program criteria.

 **Table 1.** EA Credits with Alternative Compliance Paths

CREDIT	TITLE	RETAIL: NC
EA Prerequisite 1	Fundamental Commissioning of Building Energy Systems	
EA Prerequisite 2	Minimum Energy Performance	
EA Prerequisite 3	Fundamental Refrigerant Management	
EA Credit 1	Optimize Energy Performance	
EA Credit 2	On-site Renewable Energy	
EA Credit 3	Enhanced Commissioning	
EA Credit 4	Enhanced Refrigerant Management	
EA Credit 5	Measurement and Verification	
EA Credit 6	Green Power	

IMPORTANT! This reference guide supplement contains only the reference guide sections that pertain to projects using the LEED 2009 Global Alternative Compliance Paths or East Asia ACPs. Use this supplement alongside the LEED Reference Guide for Green Building Design and Construction and the Retail Supplement for complete credit information. For the omitted sections, refer to the main reference guide.

MINIMUM ENERGY PERFORMANCE

RETAIL: NC	
Prerequisite	EA Prerequisite 2
Points	Required

Intent

To establish the minimum level of energy efficiency for the proposed building and systems to reduce environmental and economic impacts associated with excessive energy use.

Requirements

OPTION 1. Whole Building Energy Simulation

Demonstrate a 10% improvement in the proposed building performance rating for new buildings, or a 5% improvement in the proposed building performance rating for renovations to existing buildings, compared with the baseline building performance rating. Calculate the baseline building performance rating according to the building performance rating method in Appendix G of ANSI/ASHRAE/IESNA Standard 90.1–2007 (with errata but without addenda¹) using a computer simulation model for the whole building project. Projects outside the U.S. may use a USGBC approved equivalent standard.

Appendix G of Standard 90.1–2007 requires that the energy analysis done for the building performance rating method include all energy costs associated with the building project. To achieve points using this credit, the proposed design must meet the following criteria:

- Compliance with the mandatory provisions (Sections 5.4, 6.4, 7.4, 8.4, 9.4, and 10.4) in Standard 90.1–2007 (with errata but without addenda) or USGBC approved equivalent.
- Inclusion of all the energy costs associated with the building project.
- Comparison against a baseline building that complies with Appendix G of Standard 90.1–2007 (with errata but without addenda) or USGBC approved equivalent. There is no default process energy cost.

For the purpose of this analysis, process energy is considered to include, but is not limited to, office and general miscellaneous equipment, computers, elevators and escalators, kitchen cooking and refrigeration, laundry washing and drying, lighting exempt from the lighting power allowance (e.g., lighting integral to medical equipment), and other (e.g., waterfall pumps).

Regulated (nonprocess) energy includes lighting (for the interior, parking garage, surface parking, façade, building grounds, etc., except as noted above); heating, ventilation, and air-conditioning (HVAC) (for space heating, space cooling, fans, pumps, toilet exhaust, parking garage ventilation, kitchen hood exhaust, etc.); and service water heating (for domestic or space heating purposes).

Process loads shall be identical for both the baseline building performance rating and for the proposed building performance rating. However, project teams may follow the exceptional calculation method (ANSI/ASHRAE/IESNA Standard 90.1–2007, G2.5) or USGBC approved equivalent to document measures that reduce process loads. Documentation of process load energy savings must include a list of the assumptions made for both the base and the

¹ Project teams wishing to use addenda approved by ASHRAE for the purposes of this prerequisite may do so at their discretion. Addenda must be applied consistently across all LEED credits.

IMPORTANT! This reference guide supplement contains only the reference guide sections that pertain to projects using the LEED 2009 Global Alternative Compliance Paths or East Asia ACPs. Use this supplement alongside the LEED Reference Guide for Green Building Design and Construction and the Retail Supplement for complete credit information. For the omitted sections, refer to the main reference guide.

EA PREREQUISITE 2

proposed design, and theoretical or empirical information supporting these assumptions.

Many of the industry standard baseline conditions for commercial kitchen equipment and refrigeration have been defined in Tables 1–4 in the Requirements section of EA Credit 1. No additional documentation is necessary to substantiate these predefined baseline systems as industry standard. If USGBC approved equivalent addresses process loads within the standard rather than using an exceptional calculation method, demonstrate how the requirements of Tables 1-4 are being met by the standard.

Projects in California may use Title 24–2005, Part 6, in place of ANSI/ASHRAE/IESNA Standard 90.1–2007 for Option 1.

OR

OPTION 2. Prescriptive Compliance Path: ASHRAE Advanced Energy Design Guide

Comply with the prescriptive measures of the ASHRAE Advanced Energy Design Guide for Small Retail Buildings 2006. Project teams must fully comply with all applicable criteria as established in the Advanced Energy Design Guide for the climate zone in which the building is located. Projects outside the U.S. may use ASHRAE/ASHRAE/IESNA Standard 90.1–2007 Appendices B and D to determine the appropriate climate zone.

The building must meet the following requirements:

- Less than 20,000 square feet (1,800 square meters).
- Retail occupancy.

OR

OPTION 3. Prescriptive Compliance Path: Advanced Buildings™ Core Performance™ Guide

Comply with the prescriptive measures identified in the Advanced Buildings™ Core Performance™ Guide developed by the New Buildings Institute. The building must meet the following requirements:

- Less than 100,000 square feet (9,300 square meters).
- Comply with Section 1, Design Process Strategies, and Section 2, Core Performance Requirements.
- Projects less than 100,000 square feet (9,300 square meters) must comply with Section 1 and Section 2 of the Core Performance Guide.
- Health care, warehouse, and laboratory projects are ineligible for this option.

Projects outside the U.S. may use ASHRAE/ASHRAE/IESNA Standard 90.1–2007 Appendices B and D to determine the appropriate climate zone.

1. Benefits and Issues to Consider

Refer to the Benefits and Issues section of EA Credit 1 in this supplement.

2. Related Credits

See the Related Credits section in EA Credit 1 in this supplement.

3. Summary of Referenced Standards

Refer to the Summary of Referenced Standards section in EA Credit 1 in this supplement.

4. Implementation

Refer to the Implementation section in EA Credit 1 in this supplement.

5. Timeline and Team

Refer to the Timeline and Team section in EA Credit 1 in this supplement.

6. Calculations

Refer to the Calculations section in EA Credit 1 in this supplement.

7. Documentation Guidance

Refer to the Documentation Guidance section in EA Credit 1 in this supplement.

8. Examples

Refer to the Examples section in EA Credit 1 in this supplement.

9. Exemplary Performance

This prerequisite is not eligible for exemplary performance under the Innovation in Design section of the LEED 2009 rating system.

10. Regional Variations

Refer to the Regional Variations section in EA Credit 1 in this supplement.

11. Operations and Maintenance Considerations

Refer to the Operations and Maintenance Considerations section in EA Credit 1 in this supplement.

12. Resources

See EA Credit 1 in the LEED 2009 Green Building Design and Construction Reference Guide for additional resources.

13. Definitions

Refer to the definitions section EA Credit 1 in this supplement.

EA	
RETAIL: NC	Prerequisite 2

IMPORTANT! This reference guide supplement contains only the reference guide sections that pertain to projects using the LEED 2009 Global Alternative Compliance Paths or East Asia ACPs. Use this supplement alongside the LEED Reference Guide for Green Building Design and Construction and the Retail Supplement for complete credit information. For the omitted sections, refer to the main reference guide.



OPTIMIZE ENERGY PERFORMANCE

EA CREDIT 1

RETAIL: NC	
Credit	EA Credit 1
Points	1-19 points

Intent

To achieve levels of energy performance beyond those in the prerequisite standard to reduce environmental and economic impacts associated with excessive energy use.

Requirements

Select 1 of the 3 compliance path options described below. Project teams documenting achievement using any of the 3 options are assumed to be in compliance with EA Prerequisite 2, Minimum Energy Performance.

OPTION 1. Whole Building Energy Simulation (1–19 points)

Demonstrate a percentage improvement in the proposed building performance rating compared with the baseline building performance rating. Calculate the baseline building performance according to Appendix G of ANSI/ASHRAE/IESNA Standard 90.1–2007 (with errata but without addenda) using a computer simulation model for the whole building project. Projects outside the U.S. may use a USGBC approved equivalent standard. The minimum energy cost savings percentage for each point threshold is as follows:

New Buildings	Existing Building Renovations	Points
12%	8%	1
14%	10%	2
16%	12%	3
18%	14%	4
20%	16%	5
22%	18%	6
24%	20%	7
26%	22%	8
28%	24%	9
30%	26%	10
32%	28%	11
34%	30%	12
36%	32%	13
38%	34%	14
40%	36%	15
42%	38%	16
44%	40%	17
46%	42%	18
48%	44%	19

All building energy uses associated with the project must be included in the energy simulation model. Improvements to process loads must be documented as described below. Nonprocess energy systems include HVAC (heating, cooling, fans, and pumps), service water heating, and lighting. Process loads for retail may include refrigeration equipment, cooking and food preparation, clothes washing, and other major support appliances. Merchandise for sale that is plugged in and small movable appliances are not candidates for improved energy performance.

IMPORTANT! This reference guide supplement contains only the reference guide sections that pertain to projects using the LEED 2009 Global Alternative Compliance Paths or East Asia ACPs. Use this supplement alongside the LEED Reference Guide for Green Building Design and Construction and the Retail Supplement for complete credit information. For the omitted sections, refer to the main reference guide.

EA CREDIT 1

Appendix G of Standard 90.1–2007 requires that the energy analysis done for the building performance rating method include all of the energy costs associated with the building project. To achieve points under this credit, the proposed design must meet the following criteria:

- Compliance with the mandatory provisions (Sections 5.4, 6.4, 7.4, 8.4, 9.4, and 10.4) in Standard 90.1–2007 (with errata but without addenda) or USGBC approved equivalent.
- Inclusion of all the energy costs within and associated with the building project.
- Comparison against a baseline building that complies with Appendix G of Standard 90.1–2007 (with errata but without addenda) or USGBC approved equivalent. There is no default process energy cost.

For the purpose of this analysis, process energy is considered to include, but is not limited to, office and general miscellaneous equipment, computers, elevators and escalators, kitchen cooking and refrigeration, laundry washing and drying, lighting exempt from the lighting power allowance (e.g., lighting integral to medical equipment), and other (e.g., waterfall pumps).

Regulated (nonprocess) energy includes lighting (for the interior, parking garage, surface parking, façade, building grounds, etc., except as noted above), heating, ventilating, and air-conditioning (HVAC) (for space heating, space cooling, fans, pumps, toilet exhaust, parking garage ventilation, etc.), and service water heating (for domestic or space heating purposes).

For this credit, process loads must be identical both for the baseline building performance rating and for the proposed building performance rating. However, project teams may follow the exceptional calculation method (ANSI/ASHRAE/IESNA Standard 90.1–2007, G2.5) or USGBC approved equivalent to document measures that reduce process loads. Documentation of process load energy savings must include a list of the assumptions made for both the base and the proposed design, and theoretical or empirical information supporting these assumptions.

Projects in California may use Title 24–2005, Part 6, in place of ANSI/ASHRAE/IESNA Standard 90.1–2007 for Option 1.

Many of the industry standard baseline conditions for commercial kitchen equipment and refrigeration have been defined in Tables 1–4. No additional documentation is necessary to substantiate these predefined baseline systems as industry standard.

For process loads, provide cutsheets or other documentation demonstrating proposed equipment and budget equipment not covered in Tables 1–4. A clear baseline must be described and documented to compare proposed improvements in process load categories. The baseline and design must be documented in the following ways:

- For appliances and equipment, provide cutsheets of proposed equipment and budget equipment not covered in Tables 1–4 that indicate hourly energy use. Provide a spreadsheet calculation estimating the daily use hours for each piece of equipment listed. Use the total estimated energy use in the energy simulation model as a plug load. Reduced use time (schedule change) is not a category of energy improvement in this credit. ENERGY STAR ratings and evaluations are a valid basis for performing this calculation.
- Spreadsheet calculation may also be utilized for calculation of commercial appliances energy consumption, and input into the Energy Cost Budget (ECB), in lieu of energy

EA CREDIT 1

simulation modeling as a plug load.

- For display lighting, the space-by-space method of determining allowed lighting power under ANSI/ASHRAE/IESNA Standard 90.1-2007 must be used to determine the appropriate baseline for both the general building space and the display lighting. Installed lighting in the proposed building, including display lighting, is compared with this baseline in the simulation.
- For hard-wired refrigeration loads, the impact of energy performance improvements must be modeled with a simulation program specifically designed to account for refrigeration equipment. For example, eQUEST has a refrigeration module that can be used to simulate performance improvements in refrigeration equipment.

To establish the baseline and design conditions for the energy cost budget, use Tables 1 and 2.

OR

OPTION 2. Prescriptive Compliance Path: ASHRAE Advanced Energy Design Guide (1 point)

Comply with the prescriptive measures of the ASHRAE Advanced Energy Design Guide for Retail Buildings 2006.

Project teams must fully comply with all applicable criteria as established in the Advanced Energy Design Guide for the climate zone in which the building is located. Projects outside the U.S. may use ASHRAE/ASHRAE/IESNA Standard 90.1-2007 Appendices B and D to determine the appropriate climate zone.

The building must meet the following requirements:

- Less than 20,000 square feet (1,800 square meters).
- Retail occupancy.

AND

Projects must comply with the prescriptive measures on Tables 1–4 for 90% of total energy consumption for all process equipment.

OR

OPTION 3. Prescriptive Compliance Path: Advanced Buildings™ Core Performance™ Guide (1–3 points)

Comply with the prescriptive measures identified in the Advanced Buildings™ Core Performance™ Guide developed by the New Buildings Institute. The building must meet the following requirements:

- Less than 100,000 square feet (9,300 square meters).
- Comply with Section 1, Design Process Strategies, and Section 2, Core Performance Requirements.
- Health care, warehouse, or laboratory projects are ineligible for this path.

Points achieved under Option 3 (1 point):

- 1 point is available for all office, school, public assembly, and retail projects less than 100,000 square feet (9,300 square meters) that comply with Sections 1 and 2 of the Core Performance Guide.

IMPORTANT! This reference guide supplement contains only the reference guide sections that pertain to projects using the LEED 2009 Global Alternative Compliance Paths or East Asia ACPs. Use this supplement alongside the LEED Reference Guide for Green Building Design and Construction and the Retail Supplement for complete credit information. For the omitted sections, refer to the main reference guide.

EA CREDIT 1

- Up to 2 additional points are available to projects that implement performance strategies listed in Section 3, Enhanced Performance. For every 3 strategies implemented from this section, 1 point is available.
- The following strategies are addressed by other aspects of LEED and are not eligible for additional points under EA Credit 1:
 - 3.1—Cool Roofs
 - 3.8—Night Venting
 - 3.13—Additional Commissioning

Projects outside the U.S. may use ASHRAE/ASHRAE/IESNA Standard 90.1-2007 Appendices B and D to determine the appropriate climate zone.

AND

Projects must comply with the prescriptive measures in Tables 1–4 for 90% of total energy consumption for all process equipment.

Table 1. Commercial Kitchen Appliance Prescriptive Measures and Baseline for Energy Cost Budget

abbreviations:				
ES = EPA Energy Star				
CEC = California Energy Commission				
Pre-EEM Energy Usage for Energy Modeling Path				
appliance type	fuel source	Pre-EEM efficiency	Pre-EEM idle rate	Pre-EEM water use
commercial fryers	elec	75%	1050 W (1)	na
large vat fryers	elec	75%	1350 W	na
steam cooker - batch cooking	elec	26%	200 W/pan	30 gph per compartment (113.56 lph per pan)
steam cooker - high production/cook to order	elec	26%	330 W/pan	40 gph per compartment (151.42 lph per pan)
hot food holding cabinets (excluding drawer warmers and heated display)	elec		125w/ft ³ (4,464.29 w/m ³)	na
solid door reach-in refrigerators	elec	.1V + 2.04 kWh/day	na	na
solid door reach-in freezers	elec	0.4V + 1.38 kWh/day	na	na
solid door reach-in refrigerator / freezer	elec	0.32AV - 0.8165 kW/day	na	na
glass door reach-in refrigerators	elec	.12V + 3.34 kWh/day	na	na
ice cream freezer	elec	0.45V + 0.943 kW/day	na	na
undercounter dish machines - high temp	elec	na	0.9 kW	1.98 gpr (7.50 lpr)
undercounter dish machines - low temp	elec	na	0.5 kW	1.95 gpr 7.38 lpr)
door type dishmachine - high temp	elec	na	1.0 kW	1.44 gpr (5.45 lpr)
door type dishmachine - low temp	elec	na	0.6 kW	1.85 gpr (7.00 lpr)
single tank rack conveyor dishmachine - high temp	elec	na	2.0 kW	1.13 gpr (4.66 lpr)
single tank rack conveyor dishmachine - low temp	elec	na	1.6 kW	1.23 gpr (4.66 lpr)
multi-tank rack conveyor dishmachine - high temp	elec	na	2.6 kW	1.1 gpr (4.16 lpr)
multi-tank rack conveyor dishmachine - low temp	elec	na	2.0 kW	0.99 gpr (3.75 lpr)
ice machine (ice making head) IMH H < 450 lb/day (< 204.11 kg/day)	elec	10.26 – 0.0086H kWh/100 lb ice (46 kg)	na	< 030 gal/100 lb ice (<114 L/46 kg ice)
ice machine (ice making head) IMH H > 450 lb/day (> 204.11 kg/day)	elec	6.89 - 0.0011H kWh/100 lb ice (46 kg)	na	< 030 gal/100 lb ice (<114 L/46 kg ice)
ice machine RCU (w/o remote compressor) H < 1000 lb/day (< 453.59 kg/day)	elec	8.85 - .0038H kWh/100lb ice (46 kg)	na	< 030 gal/100 lb ice (<114 L/46 kg ice)
ice machine RCU (w/o remote compressor) H > 1000 lb/day (> 453.59 kg/day)	elec	5.10 kWh/100lb ice (46 kg)	na	< 030 gal/100 lb ice (<114 L/46 kg ice)
ice machine RCU (with remote compressor) H < 934 lb/day (< 423.66 kg/day)	elec	8.85 - 0.0038H kWh/100 lb ice (46 kg)	na	< 030 gal/100 lb ice (<114 L/46 kg ice)
ice machine RCU (with remote compressor) H > 934 lb/day (> 423.66 kg/day)	elec	5.30 kWh/100 lb ice (46 kg)	na	< 030 gal/100 lb ice (<114 L/46 kg ice)
ice machine self contained unit (SCU) H < 175 lb/day (< 79.38 kg/day)	elec	18.0 - 0.0469H kWh/100lb ice (46 kg)	na	< 040 gal/100 lb ice (<152 L/46 kg ice)
ice machine self contained unit (SCU) H > 175 lb/day (> 79.38 kg/day)	elec	9.80 kWh/100lb ice (46 kg)	na	< 040 gal/100 lb ice (<152 L/46 kg ice)
ice machine water cooled IMH H < 500 lb/day (< 226.80 kg/day)	elec	7.80 – 0.0055H kWh/100 lb ice (46 kg)	(3)	< 030 gal/100 lb ice (<114 L/46 kg ice)
ice machine water cooled IMH H > 500 lb/day < H > 1436 (226.80 kg/day < H > 651.36)	elec	5.58 – 0.0011H kWh/100lb ice (46 kg)	(3)	< 030 gal/100 lb ice (<114 L/46 kg ice)
ice machine water cooled IMH H > 1436 lb/day (> 651.36 kg/day)	elec	4.0 kWh/100lb ice (46 kg)	(3)	< 030 gal/100 lb ice (<114 L/46 kg ice)
ice machine water cooled SCU H < 200 lb/day (< 90.72 kg/day)	elec	11.4 – 0.0190H kWh/100lb ice (46 kg)	(4)	< 040 gal/100 lb ice (<152 L/46 kg ice)
ice machine water cooled SCU H > 200 lb/day (> 90.72 kg/day)	elec	7.6 kWh/100lb ice (46 kg)	(4)	< 040 gal/100 lb ice (<152 L/46 kg ice)
ice machine once through water cooled	BANNED	BANNED	BANNED	BANNED
griddles (based on 3 inch (91.44 cm) model)	elec	65%	420 w/ft ²	na
range	elec	70% burner efficiency		
convection ovens (full size)	elec	65%	2.0 kW	na
combination ovens	elec	44%	1.25 kW/pan	< 4.0 gph (15.14 lph) per pan
toaster	elec		1.8 kW (100% duty cycle @ 4 slices per min.) = 1 conveyor	
pre-rinse spray valves (MANDATORY)	na	na	na	1.6 gpm (6 lpm)
kitchen exhaust hood	na	IMC minimum req	na	na
fryers	gas	35%	14000 Btu/h (4.1 kW) (1)	na
large vat fryers	gas	35%	20000 Btu/h (5.86 kW)	
steam cooker - batch cooking	gas	15%	1800 BTU/h/pan (0.53 kW/pan)	30 gph (113.56 lph) per compartment
steam cooker - high production/cook to order	gas	15%	3000 BTU/h/pan (0.88 kW/pan)	40 gph (151.42 lph) per compartment
griddles	gas	32%	3200 BTU/h/ft ² (10.09 kw/m ²)	na
convection ovens (full size)	gas	30%	18000 BTU/h (5.27 kW)	na
combination ovens	gas	35%	4700 BTU/h/pan (1.38 kW/pan)	40 gph (151.42 lph)
rack ovens - single	gas	30%	43000 BTU/h (12.59 kW)	na
rack ovens - double	gas	30%	65000 BTU/h (19.03 kW)	na
broiler (underfired)	gas	30%	20,000 BTU/h/ft ² peak input (63.04 kW/m ²)	na
range	gas	35% burner efficiency		
conveyor oven (small = < 25 inch (63.5 cm) belt)	gas	20%	45,000 BTU/h (13.18 kW)	na
conveyor oven (large = > 25 inch (63.5 cm) belt)	gas	20%	70000 BTU/h (20.50 kW)	na
high efficiency hot water heater	gas	82%		na
instantaneous water heater		82%		
clothes washer	gas	1.72 MEF		8.0 WF
(1) Based on 15 inch (38.10 cm) fryer				
(2) AV=Adjusted Volume = (1.63 x freezer volume) + refrigerator volume				
(3) Condenser water use = 200 - 0.022H gal/100lb (46 kg) ice				
(4) Condenser water use = 191 - 0.0315H gal/100lb (46 kg) ice				

					CAIOU = California Investor Owned Utilities (CPUC approved CA incentive program)
FSTC = Food Service Technology Center					
CEE = Consortium for Energy Efficiency					
Levels for Prescriptive Path					
LEED efficiency	LEED idle rate	LEED water use	Prescriptive criteria based on:	Energy Star Category	
80%	1000 W (1)	na	CEE, ES, CAIOU	yes	x
80%	1250 W	na	CAIOU	pending	x
50%	135 W/pan	10 gph (37.85 lph) per compartment	ES		x
50%	275 W/pan	15 gph (56.78 lph) per compartment	ES - modified		
	20 w/ft ³ (706.46 w/m ³)	na	CEE Tier II, CAIOU	yes	x
0.06V + 1.22 kWh/day	na	na	CEE Tier II, CAIOU	yes	x
0.28V + 0.97 kWh/day	na	na	CEE Tier II, CAIOU	yes	x
0.27AV - 0.71 kWh/day (2)	na	na	ES	yes	x
0.086V + 2.39 kWh/day	na	na	CEE Tier II, CAIOU	pending	x
0.39V + 0.82 kWh/day	na	na	ES	yes	x
na	0.9 kW	1 gpr (3.79 lpr)	ES	yes	x
na	0.5 kW	1.7 gpr (6.44 lpr)	ES	yes	x
na	1.0 kW	0.95 gpr (3.60 lpr)	ES	yes	x
na	0.6 kW	1.18 gpr (4.47 lpr)	ES	yes	x
na	2.0 kW	0.7 gpr (2.65 lpr)	ES	yes	x
na	1.6 kW	0.79 gpr (2.99 lpr)	ES	yes	x
na	2.6 kW	0.54 gpr (2.04 lpr)	ES	yes	x
na	2.0 kW	0.54 gpr	ES	yes	x
9.23 - 0.0077H kWh/100 lb ice (46 kg)	na	< 25 gal/100 lb ice (<95 L/ 46 kg)	CEE Tier II, ES	yes	x
6.20 - 0.0010H kWh/100 lb ice (46 kg)	na	< 25 gal/100 lb ice (<95 L/ 46 kg)	CEE Tier II, ES	yes	x
8.05 - 0.0035H kWh/100lb ice (46 kg)	na	< 25 gal/100 lb ice (<95 L/ 46 kg)	CEE Tier II, ES	yes	x
4.64 kWh/100lb ice (46 kg)	na	< 25 gal/100 lb ice (<95 L/ 46 kg)	CEE Tier II, ES	yes	x
8.05 - 0.0035H kWh/100 lb ice (46 kg)	na	< 25 gal/100 lb ice (<95 L/ 46 kg)	CEE Tier II, ES	yes	x
4.82 kWh/100 lb ice (46 kg)	na	< 25 gal/100 lb ice (<95 L/ 46 kg)	CEE Tier II, ES	yes	x
16.7 - 0.0436H kWh/100lb ice (46 kg)	na	< 35 gal/100 lb ice (133 L/ 46 kg)	CEE Tier II, ES	yes	x
9.11 kWh/100lb ice (46 kg)	na	< 35 gal/100 lb ice (133 L/ 46 kg)	CEE Tier II, ES	yes	x
7.02 - 0.005H kWh/100 lb ice (46 kg)	na	< 25 gal/100 lb ice (<95 L/ 46 kg)	CEE Tier II		x
5.13 - 0.001H kWh/100lb ice (46 kg)	na	< 25 gal/100 lb ice (<95 L/ 46 kg)	CEE Tier II		x
3.7 kWh/100lb ice (46 kg)	na	< 25 gal/100 lb ice (<95 L/ 46 kg)	CEE Tier II		x
10.6 - 0.177H kWh/100lb ice (46 kg)	na	< 35 gal/100 lb ice (133 L/ 46 kg)	CEE Tier II		x
7.07 kWh/100lb ice (46 kg)	na	< 35 gal/100 lb ice (133 L/ 46 kg)	CEE Tier II		x
BANNED	BANNED	BANNED			BANNED
70%	350 w/ft ² (3,767.49 w/m ²)	na	CAIOU	pending	x
80% burner efficiency					
70%	1.5 kW	na	CAIOU	pending	x
60%	0.80 kW/pan	< 15 gph per pan (< 13.25 lph per pan)	CAIOU	pending	x
	3.6 kW (8% duty cycle) = 2 pop-ups				
na	na	< 1.2 gpm per pan (<4.54 lpm)	epact 2005	na	MANDATORY
35% reduction in design (full speed) ventilation rate (cfm) plus demand controlled ventilation	na	na	FSTC recommendation	no	x
50%	9000 BTU/h (1) (2.64 kW)	na	CEE, ES	yes	x
50%	12000 Btu/h (3.51 kW)		CAIOU	pending	x
38%	2100 BTU/h/pan (0.61 kW/pan)	10 gph (37.85 lph) per compartment	CEE, ES, CAIOU	yes	x
38%	4300 BTU/h/pan (1.26 kW/pan)	15 gph (56.78 lph) per compartment	ES - modified		
38%	3000 BTU/h/ft ² (9.46 kW/m ²)	na	CAIOU	pending	x
43%	13000 Btu/h (3.81 kW)	na	FSTC recommendation based on anticipated ES level	pending	x
40%	2850 BTU/h/pan (0.83 kW/pan)	≤ 15 gph per pan (56.78 lph)	CAIOU	pending	x
50%	29000 BTU/h (8.49 kW)	na	CAIOU	pending	x
50%	35000 BTU/h (10.25 kW)	na	CAIOU	pending	x
35%	12500 BTU/h/ft ² peak input (39.40 kW/m ²)	na	FSTC recommendation	no	x
40% burner efficiency			FSTC recommendation		x
42%	30000 BTU/h (8.78 kW)	na	FSTC recommendation	pending	x
42%	57000 BTU/h (16.69 kW)	na	FSTC recommendation	pending	
90%		na			x
90%					
2.00 MEF		6.0 WF	CAIOU	na	x

EA CREDIT 1

Table 2. Supermarket Refrigeration Prescriptive Measures and Baseline for Energy Cost Budget

Item	Attribute	Prescriptive Measures	Baseline
Evaporator	Evaporator fan speed control	Variable speed evaporator fan	Constant volume, constant operation
	Evaporator design approach temperature	10°F (-12.2°C)	10°F (-12.2°C)
Condenser	Air cooled condenser fan speed control	Variable Speed Condenser Fan (electronically commutated motors if single phase and less than 1 hp)	Cycling one speed fan
	Air cooled condenser design approach	Floating head pressure, min of 70°F, (21.1°C) 5°F (-15°C) drybulb offset	10°F to 15°F (-12.2°C to -9.4°C) depending on suction temperature
	Air cooled condenser fan power	80 Btu/Watt-hr at 10°F (-12.2°C) approach temperature	53 Btu/Watt-hr at 10°F (-12.2°C) approach temperature
	Evaporative condenser fan speed control	Variable speed condenser fan (electronically commutated motors if single phase and less than 1 hp)	Cycling one speed fan
	Evaporative condenser design approach temperature	Floating head pressure, min of 70°F, (21.1°C) 9°F (-12.8°C) wetbulb offset	18°F to 25°F (-7.8°C to -3.9°C) based on design wetbulb temperature
	Evaporative condenser fan and pump power	400 Btu/Watt-hr at 100°F (37.8°C) saturated condensing temperature and 70°F (21.1°C) wetbulb temperature	330 Btu/Watt-hr at 100°F (37.8°C) saturated condensing temperature and 70°F (21.1°C) wetbulb temperature
Refrigeration System	Suction pressure control	Not addressed	Not addressed
	Condensing temperature control	85°F (29.4°C) minimum condensing temperature, fixed setpoint	85°F (29.4°C) minimum condensing temperature, fixed setpoint
	Defrost control	No electrical defrost. Hot gas defrost only	Not addressed
Compressor	Compressor capacity modulation	Variable speed drive trim compressor	Slide valves on screw compressors, multiple compressor racks on reciprocating compressor plants

Table 3. Walk-in Coolers and Freezers Prescriptive Measures and Baseline for Energy Cost Budget

Item	Attribute	Prescriptive Measures	Baseline
Envelope	Freezer insulation	R-46	R-36
	Cooler insulation	R-36	R-20
	Automatic closer doors	Yes	No
	High efficiency low/no heat reach-in doors	40W/ft (13.12 W/mm) of door frame (low temperature) 17W/ft (5.58 W/mm) of door frame (medium temperature)	40W/ft (13.12 W/mm) of door frame (low temperature) 17W/ft (5.58 W/mm) of door frame (medium temperature)
Evaporator	Evaporator fan motor and control	Shaded pole and split phase motors are prohibited. Use PSC or EMC motors.	Constant speed fan
	Hot gas defrost	Yes, no electrical defrosting	Electric defrost
Condenser	Air cooled condenser fan motor and control	Shaded pole and split phase motors are prohibited. Use PSC or EMC motors. Add condenser fan controllers	Cycling one speed fan
	Air cooled condenser design approach	Floating head pressure controls or ambient sub-cooling	10°F to 15°F (-12.2°C to -9.4°C) dependent on suction temperature
Lighting	Lighting power density (W/sq.ft.) (W/m ²)	0.6 W/sq.ft. (6.46 W/m ²)	0.6 W/sq.ft. (6.46 W/m ²)

Chart based on *Final Report on Refrigerated Warehouses PG&E* (Pacific Gas & Electric) Codes and standards enhancement initiative, February 2007; *Analysis of Standards Options for Walk-In Coolers (Refrigerators) and Freezers PG&E* (Pacific Gas & Electric) Codes and standards enhancement initiative prepared by Davis Energy Group Energy Solutions, May 2004; and the *ASHRAE Refrigeration Handbook 2004*.

Table 4. Commercial Kitchen Ventilation Prescriptive Measures and Baseline for Energy Cost Budget

Strategies	Prescriptive Measures	Baseline
Make-up air strategies	Dedicated make-up air system	Transfer air through dining area
Exhaust rate control	Demand control package	Constant volume

IMPORTANT! This reference guide supplement contains only the reference guide sections that pertain to projects using the LEED 2009 Global Alternative Compliance Paths or East Asia ACPs. Use this supplement alongside the LEED Reference Guide for Green Building Design and Construction and the Retail Supplement for complete credit information. For the omitted sections, refer to the main reference guide.

1. Benefits and Issues to Consider

See the LEED 2009 Green Building Design and Construction Reference Guide and Retail Supplement for information on environmental and economic issues related to this credit.

2. Related Credits

See the LEED 2009 Green Building Design and Construction Reference Guide for a list of credits related to this credit.

3. Summary of Referenced Standards

See the LEED 2009 Green Building Design and Construction Reference Guide for a summary of ANSI/ASHRAE/IESNA Standard 90.1–2007, referenced in this credit.

Any local alternative to ANSI/ASHRAE/IESNA Standard 90.1–2007 must be approved by USGBC as an equivalent standard, using the process described in the Implementation section.

ASHRAE/ASHRAE/IESNA Standard 90.1–2007, Appendixes B and D

American National Standards Institute

American Society of Heating, Refrigerating and Air-Conditioning Engineers

Illuminating Engineering Society of North America

www.ashrae.org

Appendix B of the standard identifies U.S. and global climate zones. Appendix D provides U.S. and global climatic data that can be used to determine the climate zone for the project location.

4. Implementation

Option 1

The following process is used to determine the equivalency of a local standard to ANSI/ASHRAE/IESNA Standard 90.1–2007.

1. A group interested in determining equivalency of a particular standard should email a request to USGBC through commonlanguage@usgbc.org.
2. USGBC will collaborate with the group to establish a method for creating an equivalency study and a timeline for completion.
3. The group will conduct the study.
4. USGBC will review the study and bring its recommendation to the LEED International Roundtable with approval by the LEED Steering Committee.
5. Typically, the group putting forward the standard will cover the cost of the study and USGBC review.
6. Priority of USGBC review will be determined based on market transformation potential and representation of the country on the LEED International Roundtable.
7. Approval of equivalency will be determined by the LEED Steering Committee and communicated to the group.
8. Upon approval by the LEED Steering Committee, the equivalency will be made available to projects through a USGBC-administered LEED Interpretation.

Additional information on the LEED International Roundtable can be found at www.usgbc.org.

Option 2 or 3

If Option 2 or 3 is selected, identify the proper climate zone for the project location by using ANSI/ASHRAE/IESNA Standard 90.1–2007, Appendixes B and D.

Appendix B, Table B-3, gives the climate zones of major U.S. and Canadian cities and select international cities, plus the thermal criteria and climate type definitions for each zone. If the project location is not included in Table B-3, use the climate zone definitions in Table B-4.

Appendix D provides a more extensive list of U.S., Canadian, and international cities. The data in this appendix can be used to determine the proper climate zone for the project location.

See the LEED 2009 Green Building Design and Construction Reference Guide for additional implementation guidance.

EA	
RETAIL: NC	Credit 1

5. Timeline and Team

See the LEED 2009 Green Building Design and Construction Reference Guide for guidance related to this credit. Project teams wishing to use a local equivalent should contact USGBC early in the design phase to ensure that the alternative standard is acceptable.

6. Calculations

See the LEED 2009 Green Building Design and Construction Reference Guide and Retail Supplement for calculations associated with this credit.

7. Documentation Guidance

Any local alternative to ANSI/ASHRAE/IESNA Standard 90.1–2007 is desired must be determined equivalent to the U.S. standard, as described in the Implementation section.

See the LEED 2009 Green Building Design and Construction Reference Guide and Retail Supplement for documentation guidance related to this credit.

8. Examples

A project team in Beijing consults ANSI/ASHRAE/IESNA Standard 90.1–2007, Appendix B, to determine the appropriate climate zone for compliance with Option 3 of the credit.

Table B-3 does not give a climate zone for Beijing. The project team finds Beijing in Table D-2, which lists the values for heating degree-days to base 65°F (HDD65) as 5252, and cooling degree-days to base 50°F (CDD50) as 4115. The team uses these values to determine Beijing's climate zone as defined in Appendix B, Section B2 and Table B-4.

The project team finds that Beijing is in a “moist climate” because its warmest month has a mean temperature higher than 72°F (22.2°C) and is therefore too warm to be a “marine climate,” and annual rainfall data indicate that the city is not in a “dry climate.”

Finally, the project team uses the values found in Table D-2 for HDD65 (5252) and CDD50 (4115) in Table B-4 and determines that Beijing is in Zone 4A (“mixed-humid”) because the CDD50 value is 4500 or less, and the HDD65 value is between 3600 and 5400.

9. Exemplary Performance

See the LEED 2009 Green Building Design and Construction Reference Guide for guidance on exemplary performance for this credit.

IMPORTANT! This reference guide supplement contains only the reference guide sections that pertain to projects using the LEED 2009 Global Alternative Compliance Paths or East Asia ACPs. Use this supplement alongside the LEED Reference Guide for Green Building Design and Construction and the Retail Supplement for complete credit information. For the omitted sections, refer to the main reference guide.

10. Regional Variations

See the LEED 2009 Green Building Design and Construction Reference Guide for regional variations associated with this credit.

11. Operations and Maintenance Considerations

See the LEED 2009 Green Building Design and Construction Reference Guide for Operations and Maintenance considerations related to this credit.

12. Resources

See USGBC's LEED Resources & Tools (<http://www.usgbc.org/leed/tools>) for additional resources and technical information.

See the LEED 2009 Green Building Design and Construction Reference Guide for resources related to this credit.

13. Definitions

See the LEED 2009 Green Building Design and Construction Reference Guide and Retail Supplement for definitions of terms used in this credit.

GREEN POWER

RETAIL: NC	
Credit	EA Credit 6
Points	2 points

Intent

To encourage the development and use of grid-source, renewable energy technologies on a net zero pollution basis.

Requirements

Engage in at least a 2-year renewable energy contract to provide at least 35% of the building's electricity from renewable sources, as defined by the Center for Resource Solutions' Green-e Energy product certification requirements or an equivalent.

All purchases of green power shall be based on the quantity of energy consumed, not the cost.

If the green power is not Green-e Energy certified, equivalence must exist for both major Green-e Energy program criteria: 1) current green power performance standards, and 2) independent, third-party verification that those standards are being met by the green power supplier over time.

OPTION 1. Determine Baseline Electricity Use

Use the annual electricity consumption from the results of EA Credit 1: Optimize Energy Performance.

OR

OPTION 2. Estimate Baseline Electricity Use

Use the U.S. Department of Energy's Commercial Buildings Energy Consumption Survey database to determine the estimated electricity use.

EA CREDIT 6



IMPORTANT! This reference guide supplement contains only the reference guide sections that pertain to projects using the LEED 2009 Global Alternative Compliance Paths or East Asia ACPs. Use this supplement alongside the LEED Reference Guide for Green Building Design and Construction and the Retail Supplement for complete credit information. For the omitted sections, refer to the main reference guide.

1. Benefits and Issues to Consider

See the LEED 2009 Green Building Design and Construction Reference Guide and Retail Supplement for information on environmental and economic issues related to this credit.

2. Related Credits

See the LEED 2009 Green Building Design and Construction Reference Guide for a list of credits related to this credit.

3. Summary of Referenced Standards

No new standards are referenced; see the LEED 2009 Green Building Design and Construction Reference Guide for a summary of Green-e. If a local equivalent to Green-e is selected, ensure that the power performance and independent, third-party verification requirements are equivalent to those of Green-e.

4. Implementation

See the LEED 2009 Green Building Design and Construction Reference Guide Implementation section for more information on establishing Green-e equivalency and for more information on other approaches to achieving this credit.

5. Timeline and Team

See the LEED 2009 Green Building Design and Construction Reference Guide for guidance related to this credit.

6. Calculations

See the LEED 2009 Green Building Design and Construction Reference Guide for calculations associated with this credit.

7. Documentation Guidance

See the LEED 2009 Green Building Design and Construction Reference Guide for documentation guidance related to this credit.

8. Examples

There are no examples for this credit.

9. Exemplary Performance

See the LEED 2009 Green Building Design and Construction Reference Guide for guidance on exemplary performance for this credit.

10. Regional Variations

Renewable energy certificates (RECs) make it possible to substitute green energy even if the project does not have access to green power through the local utility or a competitive electricity marketer. RECs are now widely available in nearly all U.S. states but less prevalent in other countries. Projects outside the U.S. have the option of meeting this credit either by establishing Green-e equivalency, as detailed in the Implementation section of the LEED 2009 Green Building Design and Construction Reference Guide, or by purchasing U.S.-based Green-e certified RECs.

11 Operations and Maintenance Considerations

See the LEED 2009 Green Building Design and Construction Reference Guide for Operations and Maintenance considerations related to this credit.

12. Resources

See USGBC's LEED Resources & Tools (<http://www.usgbc.org/leed/tools>) for additional resources and technical information.

See the LEED 2009 Green Building Design and Construction Reference Guide for resources related to this credit.

13. Definitions

See the LEED 2009 Green Building Design and Construction Reference Guide for definitions of terms used in this credit.

EA	
RETAIL: NC	Credit 6

IMPORTANT! This reference guide supplement contains only the reference guide sections that pertain to projects using the LEED 2009 Global Alternative Compliance Paths or East Asia ACPs. Use this supplement alongside the LEED Reference Guide for Green Building Design and Construction and the Retail Supplement for complete credit information. For the omitted sections, refer to the main reference guide.

MATERIALS AND RESOURCES


MR OVERVIEW

OVERVIEW

See the LEED 2009 Green Building Design and Construction Reference Guide and Retail Supplement for additional guidance.

The responsible harvest or extraction of materials used in building products is of universal importance, as is the way they are transported to the project site. Because some transportation methods cause significantly less environmental harm than others, a new option has been added to MR Credit 5 (Regional Materials) to allow for items that are shipped long distances via rail and water. The option involves calculating a weighted total distance rather than using a simple 500-mile (800-kilometer) radius.

 **Table 1.** MR Credits with Alternative Compliance Paths

CREDIT	TITLE	RETAIL: NC
MR Prerequisite 1	Storage and Collection of Recyclables	
MR Credit 1.1	Building Reuse—Maintain Existing Walls, Floors, and Roof	
MR Credit 1.2	Building Reuse—Maintain Existing Interior Nonstructural Elements	
MR Credit 2	Construction Waste Management	
MR Credit 3	Materials Reuse	
MR Credit 4	Recycled Content	
MR Credit 5	Regional Materials	
MR Credit 6	Rapidly Renewable Materials	
MR Credit 7	Certified Wood	

IMPORTANT! This reference guide supplement contains only the reference guide sections that pertain to projects using the LEED 2009 Global Alternative Compliance Paths or East Asia ACPs. Use this supplement alongside the LEED Reference Guide for Green Building Design and Construction and the Retail Supplement for complete credit information. For the omitted sections, refer to the main reference guide.

REGIONAL MATERIALS

RETAIL: NC	
Credit	MR Credit 5
Points	1-2 points

Intent

To increase demand for building materials and products that are extracted and manufactured within the region, thereby supporting the use of indigenous resources and reducing the environmental impacts resulting from transportation.

Requirements

Use building materials or products that have been extracted, harvested, or recovered, as well as manufactured, within a specified distance of the project site for a minimum of 10% or 20%, based on cost, of the total materials value. If only a fraction of a product or material is extracted, harvested, or recovered and manufactured locally, then only that percentage (by weight) can contribute to the regional value. The minimum percentage of regional materials for each point threshold is as follows:

Regional Materials	Points
10%	1
20%	2

OPTION 1

All building materials or products have been extracted, harvested or recovered, as well as manufactured within a 500 mile (800 kilometer) radius of the project site.

OR

OPTION 2

Building materials or products shipped by rail or water have been extracted, harvested or recovered, as well as manufactured within a 500 mile (800 kilometer) total travel distance of the project site using a weighted average determined through the following formula:

$(\text{Distance by rail}/3) + (\text{Distance by inland waterway}/2) + (\text{Distance by sea}/15) + (\text{Distance by all other means}) \leq 500 \text{ miles [800 kilometers]}$

Mechanical, electrical, and plumbing components and specialty items, such as elevators and equipment, cannot be included in all calculations. Include only materials permanently installed in the project. Furniture may be included if it is included consistently in MR Credit 3: Materials Reuse through MR Credit 7: Certified Wood.

Please note that casework and built-in millwork items must be included in the base building calculations.

MR CREDIT 5



IMPORTANT! This reference guide supplement contains only the reference guide sections that pertain to projects using the LEED 2009 Global Alternative Compliance Paths or East Asia ACPs. Use this supplement alongside the LEED Reference Guide for Green Building Design and Construction and the Retail Supplement for complete credit information. For the omitted sections, refer to the main reference guide.

1. Benefits and Issues to Consider

See the LEED 2009 Green Building Design and Construction Reference Guide for information on environmental and economic issues related to this credit.

2. Related Credits

See the LEED 2009 Green Building Design and Construction Reference Guide for a list of credits related to this credit.

3. Summary of Referenced Standards

There are no standards referenced for this credit.

4. Implementation

See the LEED 2009 Green Building Design and Construction Reference Guide and Retail Supplement for implementation guidance related to this credit.

5. Timeline and Team

See the LEED 2009 Green Building Design and Construction Reference Guide for guidance related to this credit.

6. Calculations

Follow the instructions in the LEED 2009 Green Building Design and Construction Reference Guide for determining the total materials cost, the percentage of regional materials in assembly items, and the total percentage of local materials used in the project.

Option 2 considers the total weighted distance that the project's materials have traveled by rail or water, from extraction or harvest through manufacturing to installation at the project site. The project team must determine the means of transportation for each leg of that journey.

Calculate the weighted average of materials transported to the project site according to the following equation:

$$\text{Total weighted distance} = (DR/3) + (DI/2) + (DS/15) + DO$$

where

DR= distance by rail

DI = distance by inland waterway

DS= distance by sea

DO= distance by other transportation modes

If the result is 500 miles (800 kilometers) or less, the material qualifies as a regional product.

7. Documentation Guidance

As a first step in preparing to complete the LEED Online documentation requirements, work through the following measures. Refer to LEED Online for the complete descriptions of all required documentation.

1. Compile a list of product purchases manufactured, extracted, or harvested regionally.
2. Record manufacturers' names and product costs for all applicable materials installed at the project site.
3. Record distances and transportation modes for each product, from extraction or harvest through fabrication and delivery to the project site.

- Where appropriate, retain cutsheets that document materials' origin and manufacture within a 500-mile (800-kilometer) total weighted distance of the project site.
- Where appropriate, maintain a list of materials costs, excluding labor and equipment, for CSI Divisions 03-10, 31 (Section 31.60.00 Foundations), and 32 (Sections 32.10.00 Paving, 32.30.00 Site Improvements, and 32.90.00 Planting); including Division 12 is optional.

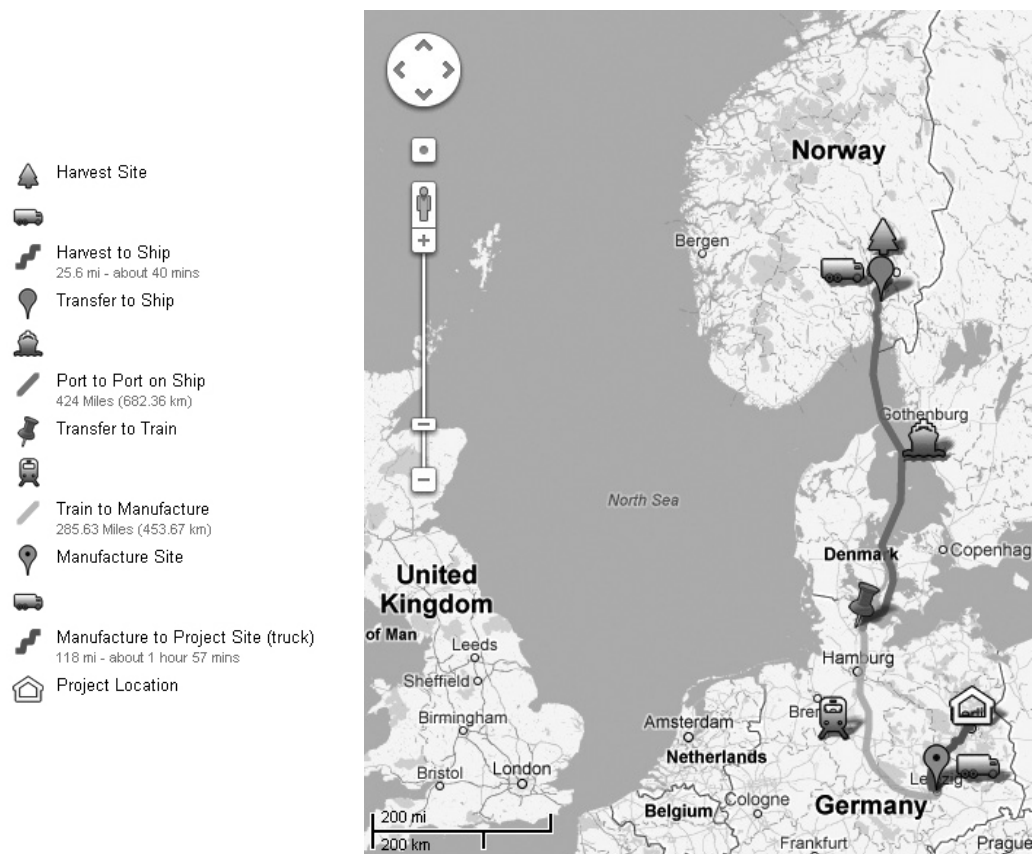
MR	
RETAIL: NC	Credit 5

8. Examples

A project in Berlin has imported wood from Norway. The wood was harvested in a forest outside Harestua and transported by truck to Oslo, where it was placed on a ship bound for Germany. Upon arriving at port in Kiel, Germany, the wood was loaded onto a train to Leipzig, where it was milled for use on the project. The finished wood product was transported by truck to the project site in Berlin.

First, the team determines the travel distances for each leg of the trip (Figure 1).

Figure 1. Example transport of wood from harvest to project site (generated using Google® Maps)



Then the team divides each distance by the divisors in the total weighted distance equation (see Calculations), as shown in Table 1. Transport by truck falls under “other” and thus has no divisor.

IMPORTANT! This reference guide supplement contains only the reference guide sections that pertain to projects using the LEED 2009 Global Alternative Compliance Paths or East Asia ACPs. Use this supplement alongside the LEED Reference Guide for Green Building Design and Construction and the Retail Supplement for complete credit information. For the omitted sections, refer to the main reference guide.

MR

RETAIL: NC

Credit 5

Table 1. Example determination of weighted distance for wood products

Mode	Leg	Actual distance	Calculation	Weighted distance
Truck	Harestua to Oslo	41 km (25 miles)	41 (25)	41 km (25 miles)
Ship	Oslo to Kiel	682 km (424 miles)	682/15 (424/15)	45 km (28 miles)
Rail	Kiel to Leipzig	454 km (285 miles)	454/3 (285/3)	151 km (95 miles)
Truck	Leipzig to Berlin (project)	190 km (118 miles)	190 (118)	190 km (118 miles)
Total		1367 km (852 miles)		427 km (266 miles)

Because the total weighted distance traveled is less than 500 miles (800 km), the wood qualifies as a regional material.

9. Exemplary Performance

See the LEED 2009 Green Building Design and Construction Reference Guide for guidance on exemplary performance for this credit.

10. Regional Variations

See the LEED 2009 Green Building Design and Construction Reference Guide for regional variations associated with this credit.

11. Operations and Maintenance Considerations

See the LEED 2009 Green Building Design and Construction Reference Guide for Operations and Maintenance considerations related to this credit.

12. Resources

See USGBC's LEED Resources & Tools (<http://www.usgbc.org/leed/tools>) for additional resources and technical information.

See the LEED 2009 Green Building Design and Construction Reference Guide for resources related to this credit.

13. Definitions

An **inland waterway** is a navigable body of water, such as a river, canal, or lake, that is deep, wide, and slow enough for a vessel to pass.

INDOOR ENVIRONMENTAL QUALITY

IEQ OVERVIEW

Overview










See the LEED 2009 Green Building Design and Construction Reference Guide and Retail Supplement for additional guidance.

Approaches to indoor environmental quality issues often vary by country. Because of differences in climate, ventilation systems, and environmental standards, many of the prescribed approaches to the credits in the Indoor Environmental Quality section have been difficult to apply outside the U.S. New language allows for local equivalents to many of the standards referenced in IEQ credits and determines applicable equivalents for projects in East Asia.

IEQ Prerequisite 1 (Indoor Air Quality Performance) and its associated credits now have multiple alternatives to help project teams outside the U.S. earn points while maintaining the technical rigor and stringency of the requirements. Many project teams will be able to use CEN standards in place of the ASHRAE; others may choose a local equivalent to ASHRAE. CEN standards and local equivalents are also available for IEQ Credits 6.2, 7, 7.1, and 7.2 (Thermal Comfort).

IEQ Credits 3.1 (Construction Indoor Air Quality Management Plan During Construction) and 5 (Indoor Chemical and Pollutant Source Control) are expanded to allow projects in East Asia to use filtration media defined by Chinese Standard GB/T 14295-2008 (空气过滤器) or GB/T 13554-2008 (高效空气过滤器). IEQ Credit 4.3 (Low-Emitting Materials—Flooring Systems) accommodates products that meet widely used VOC testing requirements.

 **Table 1.** IEQ Credits with Alternative Compliance Paths

CREDIT	TITLE	RETAIL: NC
IEQ Prerequisite 1	Minimum Indoor Air Quality Performance	
IEQ Prerequisite 2	Environmental Tobacco Smoke (ETS) Control	
IEQ Credit 1	Outdoor air Delivery Monitoring	
IEQ Credit 2	Increased Ventilation	
IEQ Credit 3.1	Construction Indoor Air Quality Management Plan During Construction	
IEQ Credit 3.2	Construction Indoor Air Quality Management Plan Before Occupancy	
IEQ Credit 4	Low-Emitting Materials	
IEQ Credit 5	Indoor Chemical and Pollutant Source Control	
IEQ Credit 6	Controllability of Systems —Lighting & Thermal Comfort	
IEQ Credit 7.1	Thermal Comfort —Design	
IEQ Credit 7.2	Thermal Comfort —Employee Verification	
IEQ Credit 8.1	Daylight and Views—Daylight	
IEQ Credit 8.2	Daylight and Views—Views	

IMPORTANT! This reference guide supplement contains only the reference guide sections that pertain to projects using the LEED 2009 Global Alternative Compliance Paths or East Asia ACPs. Use this supplement alongside the LEED Reference Guide for Green Building Design and Construction and the Retail Supplement for complete credit information. For the omitted sections, refer to the main reference guide.

MINIMUM INDOOR AIR QUALITY PERFORMANCE

RETAIL: NC	
Prerequisite	IEQ Prerequisite 1
Points	Required

Intent

To establish minimum indoor air quality (IAQ) performance to enhance indoor air quality in buildings, thus contributing to the comfort and well-being of the occupants.

Requirements

Meet the minimum requirements of Sections 4 through 7 of ASHRAE 62.1-2007, Ventilation for Acceptable Indoor Air Quality (with errata but without addenda¹). Projects outside the U.S. may use a local equivalent to ASHRAE Standard 62.1-2007 for breathing zone minimum ventilation rates.

AND

CASE 1. Mechanically Ventilated Spaces

OPTION 1. ASHRAE Standard 62.1-2007 or Non-U.S. Equivalent

Meet the minimum requirements of Sections 4 through 7 of ASHRAE 62.1-2007, Ventilation for Acceptable Indoor Air Quality (with errata but without addenda). Mechanical ventilation systems must be designed using the ventilation rate procedure as defined by ASHRAE 62.1-2007, or the applicable local code, whichever is more stringent. Projects outside the U.S. may use a local equivalent to ASHRAE Standard 62.1-2007 for breathing zone minimum ventilation rates.

OR

OPTION 2. CEN Standard EN 15251: 2007

Projects outside the U.S. may modify or maintain each outside air intake, supply air fan and/or ventilation distribution system to supply at least the outdoor air ventilation rate required by Annex B of Comité Européen de Normalisation (CEN) Standard EN 15251: 2007, Indoor environmental input parameters for design and assessment of energy performance of buildings addressing indoor air quality, thermal environment, lighting and acoustics.

OR

CASE 2. Naturally Ventilated Spaces

Naturally ventilated buildings must comply with ASHRAE 62.1-2007, paragraph 5.1 (with errata but without addenda¹).

¹ Project teams wishing to use addenda approved by ASHRAE for the purposes of this prerequisite may do so at their discretion. Addenda must be applied consistently across all LEED credits.

IEQ PREREQUISITE 1

IMPORTANT! This reference guide supplement contains only the reference guide sections that pertain to projects using the LEED 2009 Global Alternative Compliance Paths or East Asia ACPs. Use this supplement alongside the LEED Reference Guide for Green Building Design and Construction and the Retail Supplement for complete credit information. For the omitted sections, refer to the main reference guide.

1. Benefits and Issues to Consider

See the LEED 2009 Green Building Design and Construction Reference Guide for information on environmental and economic issues related to this prerequisite.

2. Related Credits

See the LEED 2009 Green Building Design and Construction Reference Guide for a list of credits related to this prerequisite.

3. Summary of Referenced Standards

CEN Standard EN15251: 2007, Annex B, Indoor environmental input parameters for design and assessment of energy performance of buildings addressing indoor air quality, thermal environment, lighting and acoustics

Comité Européen de Normalisation

<http://www.cen.eu>

This standard outlines the parameters used in many EU countries to design and assess energy performance of buildings. Annex B of the standard, when used in conjunction with the identified sections of CEN Standard EN 13779: 2007, is considered equivalent to ASHRAE 62.1-2007 for the purposes of this prerequisite.

CEN Standard EN 13779: 2007, Ventilation for nonresidential buildings, Performance requirements for ventilation and room conditioning systems

Comité Européen de Normalisation

<http://www.cen.eu>

This standard identifies the requirements for ventilation and room-conditioning systems and is used in conjunction with CEN Standard EN 15251: 2007, Annex B. All sections of this standard are applicable except Sections 7.3, Thermal environment; 7.6, Acoustic Environment; A.16; and A.17; these topics are addressed elsewhere in the LEED rating system.

4. Implementation

Mechanically Ventilated Spaces

OPTION 1

Local standards for projects outside the United States will be compared with ASHRAE 62.1-2007 in terms of scope, metrics, and thresholds. Project teams that wish to ensure acceptance of a proposed equivalent to ASHRAE 62.1-2007 prior to submission for review may choose to submit a Formal Inquiry for a Credit Interpretation Ruling for a single project, or a LEED Interpretation for multi-project use.

In order to demonstrate equivalency using a local standard, the local standard must address all of the critical requirements of ASHRAE 62.1-2007, Sections 4-7 identified below.

Outdoor Air Quality (ASHRAE 62.1-2007, Section 4):

This section requires that design team investigate and document outdoor air quality in the geographic area surrounding the building site and at the site itself.

Particulate Matter Removal Requirements (ASHRAE 62.1-2007, Section 5.9):

This section requires that particulate matter filters or air cleaners be placed upstream of all cooling coils or other wetted surfaces through which air is supplied to occupied spaces.

Air Classification and Recirculation Requirement (ASHRAE 62.1-2007, Section 5.17):

This section classifies air leaving each space or location (return, transfer, or exhaust) based on the relative contaminant concentrations in the air. The section also defines limitations on

recirculation of air based on its classification.

Design Outdoor Air Rate requirements (ASHRAE 62.1-2007, Section 6.2):

This section outlines the minimum outdoor air intake rates required for all occupied spaces and the Ventilation Rate Procedure (VRP), which is used to calculate these rates. The VRP is a prescriptive procedure in which the design outdoor air intake flows are determined based on space type/application, occupancy level, floor area, and system type. The procedure calculates the outdoor airflow required in the breathing zone, for the zone, and at the system level.

The procedure accounts for zone air distribution effectiveness (ASHRAE 62.1-2007, Section 6.2.2.2) based on the supply air delivery method and the supply air temperature for the space under consideration.

The procedure accounts for system ventilation effectiveness (ASHRAE 62.1-2007, Section 6.2.3 – 6.2.5) based on the various air-handling units supplying outdoor air to the building or a combination of spaces. Specific requirements are included for multiple zone recirculating systems (ASHRAE 62.1-2007, Section 6.2.5) to account for the mixture of re-circulated air and outdoor air to more than one zone/space.

Exhaust Ventilation (ASHRAE 62.1-2007, Section 6.2.8)

This section requires provision of exhaust airflow for specific space types.

Indoor Air Quality Procedure (ASHRAE 62.1-2007, Section 6.3)

To use the IAQ Procedure or claim equivalency with the IAQ Procedure, follow the Pilot Credit language from Pilot Credit 68, available in the LEED Pilot Credit library on the website at www.usgbc.org/pilotcredits.

OPTION 2

Meet the minimum requirements of Annex B of CEN Standard EN 15251: 2007, and the requirements of CEN Standard EN 13779: 2007, except Section 7.3 – Thermal environment, 7.6 – Acoustic Environment, A.16, and A.17.

Annex B of CEN Standard EN 15251:2007 identifies multiple components for determining the recommended outdoor air ventilation rate of a mechanically ventilated building.

To determine the appropriate amount of outdoor air needed in a building, EN 15251:2007 uses a calculation based on recommended ventilation rates for diluting emissions from people and building materials.

To determine the ventilation rate: Use Table B.1 in Annex B of CEN Standard EN 15251:2007 to find the appropriate percentage of dissatisfied building occupants and select Category I, II, or III based on the building design and applicable local codes. Then, determine the appropriate building emissions level corresponding to the materials used in the building. Table B.2 provides recommended ventilation rates for various space types.

See the 2009 Green Building Design and Construction Reference Guide and Retail Supplement for additional implementation guidance.

5. Timeline and Team

See the LEED 2009 Green Building Design and Construction Reference Guide for guidance related to this prerequisite. Project teams wishing to use a local equivalent should contact USGBC early in the design phase to ensure that the alternative standard is acceptable.

IEQ	
RETAIL: NC	Prerequisite 1

IMPORTANT! This reference guide supplement contains only the reference guide sections that pertain to projects using the LEED 2009 Global Alternative Compliance Paths or East Asia ACPs. Use this supplement alongside the LEED Reference Guide for Green Building Design and Construction and the Retail Supplement for complete credit information. For the omitted sections, refer to the main reference guide.

6. Calculations

To show compliance for mechanically ventilated spaces, use the calculations in the selected standard's user manual and the IEQ calculators located in Credit Resources in LEED Online.

7. Documentation Guidance

As a first step in preparing to complete the LEED Online documentation requirements, work through the following measures. Refer to LEED Online for the complete descriptions of all required documentation.

- For projects using Case 1, Option 1,
 - Demonstrate that the local standard is equivalent to ASHRAE 62.1-2007, Sections 4-7, by addressing each of the critical requirements identified in Implementation.
 - If the local standard contains deviations or omissions for sections specified under Implementation, provide relevant information to justify the omissions or deviations, or explain that the project will follow the ASHRAE standard for the specific requirement.
 - Requirements not relevant to the proposed building type do not need to be included in the equivalency review.
 - Demonstrate compliance with the applicable sections of the local standard.
- For projects using Case 1, Option 2, demonstrate compliance with the applicable sections of CEN Standards EN 15251: 2007 and EN 13779: 2007; see Calculations.

8. Examples

There are no examples for this prerequisite.

9. Exemplary Performance

This prerequisite is not eligible for exemplary performance under the Innovation in Design section of the LEED 2009 rating system.

10. Regional Variations

There are no regional variations associated with this prerequisite.

11. Operations and Maintenance Considerations

See the LEED 2009 Green Building Design and Construction Reference Guide for information on Operations and Maintenance considerations relating to the ventilation rate procedure.

12. Resources

See USGBC's LEED Resources & Tools (<http://www.usgbc.org/leed/tools>) for additional resources and technical information.

Websites

Comité Européen de Normalisation

<http://www.cen.eu>

CEN seeks to foster the European economy in global trading, the welfare of European citizens, and the environment by removing trade barriers for European industry and consumers. It provides a platform for the development of European standards and other technical specifications. To purchase CEN standards, visit the Products section on the CEN website

See the LEED 2009 Green Building Design and Construction Reference Guide for additional resources related to this prerequisite.

13. Definitions

See the LEED 2009 Green Building Design and Construction Reference Guide for definitions of terms used in this prerequisite.

IEQ	
RETAIL: NC	Prerequisite 1

IMPORTANT! This reference guide supplement contains only the reference guide sections that pertain to projects using the LEED 2009 Global Alternative Compliance Paths or East Asia ACPs. Use this supplement alongside the LEED Reference Guide for Green Building Design and Construction and the Retail Supplement for complete credit information. For the omitted sections, refer to the main reference guide.

OUTDOOR AIR DELIVERY MONITORING

IEQ CREDIT 1

RETAIL: NC	
Credit	IEQ Credit 1
Points	1 point

Intent

To provide capacity for ventilation system monitoring to help promote occupants' comfort and well-being.

Requirements

Install permanent monitoring systems to ensure that ventilation systems maintain design minimum requirements. Configure all monitoring equipment to generate an alarm when airflow values or carbon dioxide (CO₂) levels vary by 10% or more from the design values either via a building automation system alarm to the building operator or via a visual or audible alert to the building occupants.

AND

CASE 1. Mechanically Ventilated Spaces

Monitor CO₂ concentrations within all densely occupied spaces (those with a design occupant density of 25 people or more per 1,000 square feet [95 square meters]). CO₂ monitors must be between 3 and 6 feet (1 and 2 meters) above the floor.

Provide a direct outdoor airflow measurement device capable of measuring the minimum outdoor air intake flow with an accuracy of plus or minus 15% of the design minimum outdoor air rate, based on the value determined in IEQ Prerequisite 1: Minimum Indoor Air Quality Performance, for mechanical ventilation systems where 20% or more of the design supply airflow serves nondensely occupied spaces.

CASE 2. Naturally Ventilated Spaces

Monitor CO₂ concentrations within all naturally ventilated spaces. CO₂ monitors must be located between 3 and 6 feet (1 and 2 meters) above the floor. One CO₂ sensor may be used to monitor multiple nondensely occupied spaces if the natural ventilation design uses passive stacks or other means to induce airflow through those spaces equally and simultaneously without intervention by building occupants.

IMPORTANT! This reference guide supplement contains only the reference guide sections that pertain to projects using the LEED 2009 Global Alternative Compliance Paths or East Asia ACPs. Use this supplement alongside the LEED Reference Guide for Green Building Design and Construction and the Retail Supplement for complete credit information. For the omitted sections, refer to the main reference guide.

1. Benefits and Issues to Consider

See the LEED 2009 Green Building Design and Construction Reference Guide for information on environmental and economic issues related to this credit.

2. Related Credits

See the LEED 2009 Green Building Design and Construction Reference Guide for a list of credits related to this credit.

3. Summary of Referenced Standards

CEN Standard EN15251: 2007, Annex B, Indoor environmental input parameters for design and assessment of energy performance of buildings addressing indoor air quality, thermal environment, lighting and acoustics

Comité Européen de Normalisation

<http://www.cen.eu>

This standard outlines the parameters used in many EU countries to design and assess energy performance of buildings. Annex B of the standard, when used in conjunction with the identified sections of CEN Standard EN 13779: 2007, is considered equivalent to ASHRAE 62.1–2007 for the purposes of this credit.

CEN Standard EN 13779: 2007, Ventilation for nonresidential buildings, Performance requirements for ventilation and room conditioning systems

Comité Européen de Normalisation

<http://www.cen.eu>

This standard identifies the requirements for ventilation and room-conditioning systems and is used in conjunction with CEN Standard EN 15251: 2007, Annex B. All sections of this standard are applicable except Sections 7.3, Thermal environment; 7.6, Acoustic Environment; A.16; and A.17.

4. Implementation

Local standards for projects outside the United States will be compared with ASHRAE 62.1–2007 in terms of scope, metrics, and thresholds. Project teams that wish to ensure acceptance of a proposed equivalent to ASHRAE 62.1–2007 prior to submission for review may choose to submit a Formal Inquiry for a Credit Interpretation Ruling for a single project, or a LEED Interpretation for multi-project use.

If a local equivalent to ASHRAE 62.1 – 2007 was selected in IEQ Prerequisite 1 to determine the design minimum outdoor air rate, ensure that the same equivalent standard is used in this credit.

See the LEED 2009 Green Building Design and Construction Reference Guide and Retail Supplement for additional implementation guidance.

5. Timeline and Team

See the LEED 2009 Green Building Design and Construction Reference Guide for guidance related to this credit.

6. Calculations

There are no calculations required for this credit.

7. Documentation Guidance

As a first step in preparing to complete the LEED Online documentation requirements, work through the following measures. Refer to LEED Online for the complete descriptions of all required documentation.

- Indicate the locations of airflow monitors and CO₂ sensors on floor plans, schematics, and elevations (where applicable). Incorporate checks of ventilation systems into mechanical schedules.
- Commission ventilation systems and monitor them for excess energy use.
- Check alarm systems for mechanical ventilation systems to verify settings according to either CEN Standard EN 13779: 2007 or the local equivalent to ANSI/ASHRAE 62.1–2007.
- Calibrate any building automation systems used in the project according to manufacturers' guidelines. Routine function checks of alarm systems are recommended.

IEQ	
RETAIL: NC	Credit 1

8. Examples

There are no examples for this credit.

9. Exemplary Performance

This credit is not eligible for exemplary performance under the Innovation in Design section of the LEED 2009 rating system.

10. Regional Variations

See the LEED 2009 Green Building Design and Construction Reference Guide for information on regional variations associated with this credit.

11. Operations and Maintenance Considerations

See the LEED 2009 Green Building Design and Construction Reference Guide for information on Operations and Maintenance considerations relating to this credit.

12. Resources

See USGBC's LEED Resources & Tools (<http://www.usgbc.org/leed/tools>) for additional resources and technical information.

Websites

Comité Européen de Normalisation

<http://www.cen.eu>

CEN seeks to foster the European economy in global trading, the welfare of European citizens, and the environment by removing trade barriers for European industry and consumers. It provides a platform for the development of European standards and other technical specifications. To purchase CEN standards, visit the Products section on the CEN website.

See the LEED 2009 Green Building Design and Construction Reference Guide for additional resources related to this credit.

13. Definitions

See the LEED 2009 Green Building Design and Construction Reference Guide for definitions of terms used in this credit.

IMPORTANT! This reference guide supplement contains only the reference guide sections that pertain to projects using the LEED 2009 Global Alternative Compliance Paths or East Asia ACPs. Use this supplement alongside the LEED Reference Guide for Green Building Design and Construction and the Retail Supplement for complete credit information. For the omitted sections, refer to the main reference guide.

INCREASED VENTILATION

RETAIL: NC	
Credit	IEQ Credit 2
Points	1 point

Intent

To provide additional outdoor air ventilation to improve indoor air quality (IAQ) for improved occupant comfort, well-being, and productivity.

Requirements

CASE 1. Mechanically Ventilated Spaces

OPTION 1. ASHRAE Standard 62.1-2007 or Non-U.S. Equivalent

Increase breathing zone outdoor air ventilation rates to all occupied spaces by at least 30% above the minimum rates required by ASHRAE Standard 62.1-2007 (with errata but without addenda¹) as determined by IEQ Prerequisite 1: Minimum Indoor Air Quality Performance. Projects outside the U.S. may use a local equivalent to ASHRAE Standard 62.1-2007, if the same is used for IEQ Prerequisite 1: Minimum Indoor Air Quality Performance.

OR

OPTION 2. CEN Standard EN 15251: 2007

Projects outside the U.S. may earn this credit by increasing breathing zone outdoor air ventilation rates to all occupied spaces by at least 30% above the minimum rates required by Annex B of Comité Européen de Normalisation (CEN) Standard EN 15251: 2007, Indoor environmental input parameters for design and assessment of energy performance of buildings addressing indoor air quality, thermal environment, lighting and acoustics, as determined by IEQ Prerequisite 1: Minimum Indoor Air Quality Performance,

CASE 2. Naturally Ventilated Spaces

Determine that natural ventilation is an effective strategy for the project by following the flow diagram process shown in Figure 2.8 of the Chartered Institution of Building Services Engineers (CIBSE) Applications Manual 10: 2005, Natural Ventilation in Non-Domestic Buildings.

AND

OPTION 1. CIBSE or Non-U.S. Equivalent

Show that the natural ventilation systems design meets the recommendations set forth in the CIBSE manuals appropriate to the project space.

PATH 1. Use CIBSE Applications Manual 10: 2005, Natural Ventilation in Nondomestic Buildings. Projects outside the U.S. may use a local equivalent.

PATH 2. Use CIBSE AM 13:2000, Mixed Mode Ventilation. Projects outside the U.S. may use a local equivalent.

¹ Project teams wishing to use addenda approved by ASHRAE for the purposes of this credit may do so at their discretion. Addenda must be applied consistently across all LEED credits.

IMPORTANT! This reference guide supplement contains only the reference guide sections that pertain to projects using the LEED 2009 Global Alternative Compliance Paths or East Asia ACPs. Use this supplement alongside the LEED Reference Guide for Green Building Design and Construction and the Retail Supplement for complete credit information. For the omitted sections, refer to the main reference guide.

IEQ	
RETAIL: NC	Credit 2

OR

OPTION 2. Airflow Model

Use a macroscopic, multizone, analytic model to predict that room-by-room airflows will effectively naturally ventilate, defined as providing the minimum ventilation rates required by ASHRAE 62.1-2007, section 6 (with errata but without addenda1), for at least 90% of occupied spaces. Projects outside the U.S. may use Annex B of Comité Européen de Normalisation (CEN) Standard EN 15251: 2007, or a local equivalent to section 6 of ASHRAE Standard 62.1-2007 to define the minimum ventilation rates.

1. Benefits and Issues to Consider

See the LEED 2009 Green Building Design and Construction Reference Guide for information on environmental and economic issues related to this credit.

2. Related Credits

See the LEED 2009 Green Building Design and Construction Reference Guide for a list of credits related to this credit.

3. Summary of Referenced Standards

CEN Standard EN15251: 2007, Annex B, Indoor environmental input parameters for design and assessment of energy performance of buildings addressing indoor air quality, thermal environment, lighting and acoustics

Comité Européen de Normalisation

<http://www.cen.eu>

This standard outlines the parameters used in many EU countries to design and assess energy performance of buildings. Annex B of the standard, when used in conjunction with the identified sections of CEN Standard EN 13779: 2007, is considered equivalent to ASHRAE 62.1–2007 for the purposes of this credit.

4. Implementation

Mechanically Ventilated Spaces

Local standards for projects outside the United States will be compared with ASHRAE 62.1–2007 in terms of scope, metrics, and thresholds. Project teams that wish to ensure acceptance of a proposed equivalent to ASHRAE 62.1–2007 prior to submission for review may choose to submit a Formal Inquiry for a Credit Interpretation Ruling for a single project, or a LEED Interpretation for multi-project use.

If a local equivalent to ASHRAE 62.1 – 2007 was selected in IEQ Prerequisite 1 to determine the design minimum outdoor air rate, ensure that the same equivalent standard is used in this credit.

Naturally Ventilated Spaces

Local standards for projects outside the United States will be compared with the CIBSE Applications Manual 10: 2005 in terms of scope, metrics, and thresholds. Project teams that wish to ensure acceptance of a proposed equivalent to the CIBSE Applications Manual 10:2005 prior to submission for review may choose to submit a Formal Inquiry for a Credit Interpretation Ruling for a single project, or a LEED Interpretation for multi-project use.

Project teams may demonstrate compliance in either of two ways:

- Use a local equivalent to the compliance path in the CIBSE Applications Manual 10:2005 (AM10), Chapter 2, which specifies the opening sizes for operable windows, trickle vents, and louvers.
- Demonstrate, via a macroscopic, multizone analytic model, that room-by-room airflow rates meet the minimum ventilation rates required by CEN Standard EN 15251: 2007, Annex B, or a local equivalent to ASHRAE Standard 62.1–2007, Section 6.

See the LEED 2009 Green Building Design and Construction Reference Guide and Retail Supplement for additional implementation guidance.

IEQ

RETAIL: NC

Credit 2

IMPORTANT! This reference guide supplement contains only the reference guide sections that pertain to projects using the LEED 2009 Global Alternative Compliance Paths or East Asia ACPs. Use this supplement alongside the LEED Reference Guide for Green Building Design and Construction and the Retail Supplement for complete credit information. For the omitted sections, refer to the main reference guide.

5. Timeline and Team

See the LEED 2009 Green Building Design and Construction Reference Guide for guidance related to this credit. Project teams wishing to use a local equivalent should contact USGBC early in the design phase to ensure that the alternative standard is acceptable.

6. Calculations

Mechanically Ventilated Spaces

Use the calculations in the selected standard's user manual and the IEQ Prerequisite 1 calculators, available on the LEED Resources & Tools page of the USGBC website. The same calculations are used to document IEQ Prerequisite 1.

See the LEED 2009 Green Building Design and Construction Reference Guide for calculations associated with this credit.

7. Documentation Guidance

See the LEED 2009 Green Building Design and Construction Reference Guide for documentation guidance related to this credit.

8. Examples

There are no examples for this credit.

9. Exemplary Performance

This credit is not eligible for exemplary performance under the Innovation in Design section of the LEED 2009 rating system.

10. Regional Variations

See the LEED 2009 Green Building Design and Construction Reference Guide for regional variations associated with this credit.

11. Operations and Maintenance Considerations

See the LEED 2009 Green Building Design and Construction Reference Guide for Operations and Maintenance considerations related to this credit.

12. Resources

See USGBC's LEED Resources & Tools (<http://www.usgbc.org/leed/tools>) for additional resources and technical information.

Websites

Comité Européen de Normalisation

<http://www.cen.eu>

CEN seeks to foster the European economy in global trading, the welfare of European citizens, and the environment by removing trade barriers for European industry and consumers. It provides a platform for the development of European standards and other technical specifications. To purchase CEN standards, visit the Products section on the CEN website.

See the LEED 2009 Green Building Design and Construction Reference Guide for additional resources related to this credit.

13. Definitions

See the LEED 2009 Green Building Design and Construction Reference Guide for definitions of terms used in this credit.

CONSTRUCTION INDOOR AIR QUALITY MANAGEMENT PLAN— DURING CONSTRUCTION

IEQ CREDIT 3.1

RETAIL: NC	
Credit	IEQ Credit 3.1
Points	1 point

Intent

To reduce indoor air quality (IAQ) problems resulting from the construction or renovation and promote the comfort and well-being of construction workers and building occupants.

Requirements

Develop and implement an IAQ management plan for the construction and preoccupancy phases of the building as follows:

- During construction, meet or exceed the recommended control measures of the Sheet Metal and Air Conditioning National Contractors Association (SMACNA) IAQ Guidelines for Occupied Buildings under Construction, 2nd Edition, 2007, ANSI/SMACNA 008–2008 (Chapter 3).
- Protect stored onsite and installed absorptive materials from moisture damage.
- If permanently installed air handlers are used during construction, filtration media must be used at each return air grille that meets one of the following criteria below. Replace all filtration media immediately prior to occupancy.
 - Filtration media with a minimum efficiency reporting value (MERV) of 8 as determined by ASHRAE Standard 52.2-1999 (with errata but without addenda¹)
 - Filtration media is Class F5 or higher, as defined by CEN Standard EN 779-2002, Particulate air filters for general ventilation, Determination of the filtration performance
 - Projects in East Asia may use filtration media classified as medium efficiency (中效过滤器) or higher as defined by Chinese standard GB/T 14295-2008 (空气过滤器).
 - Filtration media with a minimum dust spot efficiency of 30% or higher and greater than 90% arrestance on a particle size of 3–10 µg

¹ Project teams wishing to use ASHRAE approved addenda for the purposes of this credit may do so at their discretion. Addenda must be applied consistently across all LEED credits.

IMPORTANT! This reference guide supplement contains only the reference guide sections that pertain to projects using the LEED 2009 Global Alternative Compliance Paths or East Asia ACPs. Use this supplement alongside the LEED Reference Guide for Green Building Design and Construction and the Retail Supplement for complete credit information. For the omitted sections, refer to the main reference guide.

1. Benefits and Issues to Consider

See the LEED 2009 Green Building Design and Construction Reference Guide for information on environmental and economic issues related to this credit.

2. Related Credits

See the LEED 2009 Green Building Design and Construction Reference Guide for a list of credits related to this credit.

3. Summary of Referenced Standards

Chinese Standard GB/T 14295-2008 (空气过滤器)

<http://www.sac.gov.cn/>

http://www.sac.gov.cn/sac_en/

This national standard is administered by the People's Republic of China's National HVAC and Purification Equipment Standardization Technical Committee and issued by the Standardization Administration and the General Administration of Quality Supervision, Inspection and Quarantine.

This standard presents methods for testing air cleaners for two performance characteristics: the device's capacity for removing particles from the air stream (counting efficiency and arrestance) and the device's resistance to airflow.

This standard also includes air filter terminology and definitions, classification and markings, requirements, test methods, inspection rules and product labeling, packaging, transportation and storage. This standard applies to filters that are used in ventilation, air conditioning and air purification systems or equipment under conditions of normal temperature and humidity.

The classifications range from roughing filters (粗效过滤器) to Sub-HEPA filters (亚高效过滤器). Higher-efficiency filters are addressed in Chinese Standard GB/T 13554-2008 (高效空气过滤器) High Efficiency Particulate Air Filter, which covers high efficiency particulate air filters (高效空气过滤器) and ultra-low penetration air filters (超高效空气过滤器).

Chinese Standard GB/T 13554-2008 (高效空气过滤器)

<http://www.sac.gov.cn/>

http://www.sac.gov.cn/sac_en/

This national standard is issued by the Standardization Administration and the General Administration of Quality Supervision, Inspection and Quarantine of the People's Republic of China.

This standard covers higher-efficiency air filters than GB/T 14295-2008 (空气过滤器) and the classifications range from high efficiency particulate air filters (高效空气过滤器) to ultra-low penetration air filters (超高效空气过滤器).

This standard also includes air filter terminology and definitions, classification and markings, requirements, test methods, inspection rules and product labeling, packaging, transportation and storage. This standard applies to HEPA and ULPA filters that are used in supply air and exhaust air purification systems or equipment under conditions of normal temperature and humidity.

Table 1. Chinese Air Filter Classifications from Highest to Lowest Efficiency

Chinese Standard	Air Filter Classification: Chinese	Air Filter Classification: English	LEED Credit Requirement
GB/T 13554-2008	超高效空气过滤器	Ultra-low penetration air filters (ULPA)	Meets requirements of IEQc3.1 & IEQc5
GB/T 13554-2008	高效空气过滤器	High efficiency particulate air filters (HEPA)	Meets requirements of IEQc3.1 & IEQc5
GB/T 14295-2008	亚高效过滤器	Sub-HEPA (high efficiency particulate air) filter	Meets requirements of IEQc3.1 & IEQc5
GB/T 14295-2008	高中效过滤器	high efficiency filter	Meets requirements of IEQc3.1 & IEQc5
GB/T 14295-2008	中效过滤器	medium efficiency filter	Meets requirements of IEQc3.1
GB/T 14295-2008	粗效过滤器	roughing filter	Not allowed

IEQ	
RETAIL: NC	Credit 3.1

CEN Standard EN 779: 2002, Particulate air filters for general ventilation, Determination of the filtration performance

Comité Européen de Normalisation

<http://www.cen.eu>

This standard outlines the parameters used in many EU countries for determining filter class for all filtration media.

4. Implementation

HVAC Protection

Protect all HVAC equipment from both dust and odors and seal all duct and equipment openings with plastic. If the system must be operated to maintain service to occupied portions of the building or to protect finished work, protect the return (negative pressure) side of the system. If the returns cannot be closed, install and maintain temporary filters over the grilles and openings. All filtration media must be medium efficiency (中效过滤器) or higher as defined by Chinese standard GB/T 14295-2008 (空气过滤器) or have a minimum dust spot efficiency of 30% and at least 90% arrestance on a particle size of 3–10 µg. If an unducted plenum over the construction zone must be used, isolate it by having all ceiling tiles in place. Check for leaks in the return ducts and air handlers and make needed repairs promptly. The contractor should avoid using the mechanical rooms for construction storage.

See the 2009 Green Building Design and Construction Reference Guide for additional implementation guidance.

5. Timeline and Team

See the LEED 2009 Green Building Design and Construction Reference Guide for guidance related to this credit.

6. Calculations

There are no calculations required for this credit.

7. Documentation Guidance

See the LEED 2009 Green Building Design and Construction Reference Guide for documentation guidance related to this credit.

IMPORTANT! This reference guide supplement contains only the reference guide sections that pertain to projects using the LEED 2009 Global Alternative Compliance Paths or East Asia ACPs. Use this supplement alongside the LEED Reference Guide for Green Building Design and Construction and the Retail Supplement for complete credit information. For the omitted sections, refer to the main reference guide.

8. Examples

See the LEED 2009 Green Building Design and Construction Reference Guide for an example of an indoor air quality management plan. Ensure that the plan includes HVAC protection and specifies filters that are medium efficiency (中效过滤器) or higher as defined by Chinese standard GB/T 14295-2008 (空气过滤器) or have a minimum dust spot efficiency of 30% and at least 90% arrestance on a particle size of 3–10 µg.

9. Exemplary Performance

See the LEED 2009 Green Building Design and Construction Reference Guide for guidance on exemplary performance for this credit.

10. Regional Variations

There are no regional variations applicable to this credit.

11. Operations and Maintenance Considerations

See the LEED 2009 Green Building Design and Construction Reference Guide for Operations and Maintenance considerations related to this credit.

12. Resources

See USGBC's LEED Resources & Tools (<http://www.usgbc.org/leed/tools>) for additional resources and technical information.

See the LEED 2009 Green Building Design and Construction Reference Guide for resources related to this credit.

13. Definitions

Counting efficiency is the capability of air filters to capture particles measured by the concentration of test aerosol. It is the ratio between the change in the concentration of aerosol from upstream to downstream air flow and the concentration of aerosol at upstream air flow.

See the LEED 2009 Green Building Design and Construction Reference Guide for definitions of terms used in this credit.

LOW-EMITTING MATERIALS

RETAIL: NC	
Credit	IEQ Credit 4
Points	1-5 points

Intent

To reduce the quantity of indoor air contaminants that are odorous, irritating, and/or harmful to the comfort and well-being of installers and occupants.

Requirements

OPTION 1. Adhesives and Sealants (1 point)

All adhesives and sealants used on the interior of the building (i.e., inside the weatherproofing system and applied onsite) must comply with the following requirements as applicable to the project scope¹:

- Adhesives, Sealants and Sealant Primers must comply with South Coast Air Quality Management District (SCAQMD) Rule #1168. Volatile organic compound (VOC) limits listed in the table below correspond to an effective date of July 1, 2005, and rule amendment date of January 7, 2005.

Architectural Applications	VOC Limit [g/L less water]	Specialty Applications	VOC Limit [g/L less water]
Indoor carpet adhesives	50	PVC welding	510
Carpet pad adhesives	50	CPVC welding	490
Wood flooring adhesives	100	ABS welding	325
Rubber floor adhesives	60	Plastic cement welding	250
Subfloor adhesives	50	Adhesive primer for plastic	550
Ceramic tile adhesives	65	Contact adhesive	80
VCT and asphalt adhesives	50	Special purpose contact adhesive	250
Drywall and panel adhesives	50	Structural wood member adhesive	140
Cove base adhesives	50	Sheet applied rubber lining operations	850
Multipurpose construction adhesives	70	Top and trim adhesive	250
Structural glazing adhesives	100		
Substrate Specific Applications	VOC Limit [g/L less water]	Sealants	VOC Limit [g/L less water]
Metal to metal	30	Architectural	250
Plastic foams	50	Nonmembrane roof	300
Porous material (except wood)	50	Roadway	250
Wood	30	Single-ply roof membrane	450
Fiberglass	80	Other	420
Sealant Primers	VOC Limit [g/L less water]		
Architectural nonporous	250		
Architectural porous	775		
Other	750		

- Aerosol Adhesives must comply with Green Seal Standard for Commercial Adhesives GS-36 requirements in effect on October 19, 2000.

¹ The use of a VOC budget is permissible for compliance with this credit.

IMPORTANT! This reference guide supplement contains only the reference guide sections that pertain to projects using the LEED 2009 Global Alternative Compliance Paths or East Asia ACPs. Use this supplement alongside the LEED Reference Guide for Green Building Design and Construction and the Retail Supplement for complete credit information. For the omitted sections, refer to the main reference guide.

Aerosol Adhesives	VOC weight (g/L minus water)
General purpose mist spray	65% VOCs by weight
General purpose web spray	55% VOCs by weight
Special purpose aerosol adhesives (all types)	70% VOCs by weight

OPTION 2. Paints and Coatings (1 point)

Paints and coatings used on the interior of the building (i.e., weatherproofing system and applied onsite) must comply with the following criteria as applicable to the project scope¹:

- Architectural paints, coatings, and primers applied to interior walls and ceilings must not exceed the volatile organic compound (VOC) content limits established in Green Seal Standard GS-11, Paints, 1st Edition, May 20, 1993.
- Anticorrosive and antirust paints applied to interior ferrous metal substrates must not exceed the VOC content limit of 250 g/L established in Green Seal Standard GC-03, Anti-Corrosive Paints, 2nd Edition, January 7, 1997.
- Clear wood finishes, floor coatings, stains, and shellacs applied to interior elements must not exceed the VOC content limits established in South Coast Air Quality Management District (SCAQMD) Rule 1113, Architectural Coatings, rules in effect on January 1, 2004.

OPTION 3. Flooring (1 point)

PATH 1

All flooring must comply with the following as applicable to the project scope:

- All carpet installed in the building interior must meet one of the following requirements:
 - o Meets the testing and product requirements of the Carpet and Rug Institute's Green Label Plus program.
 - o Maximum VOC concentrations are less than or equal to those specified in the California Department of Health Services Standard Practice for the Testing of Volatile Organic Emissions from Various Sources Using Small-Scale Environmental Chambers, including 2004 Addenda, using the office scenario as defined in Table 7.5 within the practice. The additional VOC concentration limits listed in Section 9.1a must also be met.
 - o Maximum VOC concentrations meet the California requirements specified above based on the following:
 - California Department of Public Health (CDPH) Standard Method V1.1-2010 using test results obtained at the 14 day time point
 - Projects outside the U.S. may use the German AgBB/DIBt testing method and all testing methods based on AgBB/DIBt method (GUT, EMICODE, Blue Angel) using test results obtained at the 3 day or 7 day or 14 day time point. For caprolactam, if test results obtained at the 3 day or 7 day time point is used, the emission concentration must be less than ffl of the concentration limit specified above because the emission may not have peaked at the measured time points.

¹ The use of a VOC budget is permissible for compliance with this credit.

IEQ	
RETAIL: NC	Credit 4

If a European testing method (AgBB/DIBt GUT, EMICODE, Blue Angel) had used parameters for calculating test results different from those specified in the referenced California method, then the European test results for carpets or floorings need to be converted into California air concentrations by multiplication with 0.7.

- All carpet cushion installed in the building interior must meet the requirements of the Carpet and Rug Institute Green Label program.
- All carpet adhesive must meet the requirements of IEQ Credit 4: Low-Emitting Materials, Option A, which lists a volatile organic compound (VOC) limit of 50 g/L.
- All hard surface flooring installed in the building interior must meet one of the following requirements:
 - o Meet the requirements of the FloorScore standard (current as of the date of this rating system, or more stringent version) as shown with testing by an independent third-party.
 - o Demonstrate maximum VOC concentrations less than or equal to those specified in the California Department of Health Services Standard Practice for the Testing of Volatile Organic Emissions from Various Sources Using Small-Scale Environmental Chambers, including 2004 Addenda, using the office scenario as defined in Table 7.5 within the practice.
 - o Maximum VOC concentrations meet the California requirements specified above based on the following:
 - California Department of Public Health (CDPH) Standard Method V1.1-2010 using test results obtained at the 14 day time point
 - Projects outside the U.S. may use the German AgBB/DIBt testing method and all testing methods based on AgBB/DIBt method (GUT, EMICODE, Blue Angel) using test results obtained at the 3 day or 7 day or 14 day time point. For caprolactam, if test results obtained at the 3 day or 7 day time point is used, the emission concentration must be less than ffl of the concentration limit specified above because the emission may not have peaked at the measured time points.

If a European testing method (AgBB/DIBt GUT, EMICODE, Blue Angel) had used parameters for calculating test results different from those specified in the referenced California method, then the European test results for carpets or floorings need to be converted into California air concentrations by multiplication with 0.7.

Mineral-based finish flooring products such as tile, masonry, terrazzo, and cut stone without integral organic-based coatings and sealants and unfinished/untreated solid wood flooring qualify for credit without any IAQ testing requirements. However, associated site-applied adhesives, grouts, finishes and sealers must be compliant for a mineral-based or unfinished/untreated solid wood flooring system to qualify for credit.

IMPORTANT! This reference guide supplement contains only the reference guide sections that pertain to projects using the LEED 2009 Global Alternative Compliance Paths or East Asia ACPs. Use this supplement alongside the LEED Reference Guide for Green Building Design and Construction and the Retail Supplement for complete credit information. For the omitted sections, refer to the main reference guide.

IEQ	
RETAIL: NC	Credit 4

- Concrete, wood, bamboo, and cork floor finishes such as sealer, stain, and finish must meet the requirements of South Coast Air Quality Management District (SCAQMD) Rule 1113, Architectural Coatings, rules in effect on January 1, 2004.
- Mineral-based finish flooring products such as tile, masonry, terrazzo, and cut stone without integral organic-based coatings and sealants and unfinished/untreated solid wood flooring qualify for credit without any IAQ testing requirements. However, associated site-applied adhesives, grouts, finishes and sealers must be compliant for a mineral-based or unfinished/untreated solid wood flooring system to qualify for credit.
- Tile setting adhesives and grout must meet South Coast Air Quality Management District (SCAQMD) Rule 1168. VOC limits correspond to an effective date of July 1, 2005, and rule amendment date of January 7, 2005.
- For carpet adhesive, concrete, wood, bamboo and cork floor finishes, and tile setting adhesives, compliance can be demonstrated with test results of:
 - o Total volatiles fraction, based on one of the following, provided that water and exempt compounds are subtracted from total volatiles test results and the mass VOC content is calculated consistent with SCAQMD Rule 1113 and Rule 1168:
 - ASTM D2369
 - EPA method 24
 - ISO 11890 part 1
 - o Total volatile organic compounds fraction, based on one of the following, provided that all VOCs with a boiling point up to 280°C (536°F) are included, and exempt compounds are subtracted from total volatiles test results and the mass VOC content is calculated consistent with SCAQMD Rule 1113 and Rule 1168.
 - ASTM D6886
 - ISO 11890 part 2

OR

PATH 2

All flooring products must meet the testing and product requirements of the California Department of Health Services Standard Practice for the Testing of Volatile Organic Emissions from Various Sources Using Small-Scale Environmental Chambers, including 2004 Addenda.

Mineral-based finish flooring products such as tile, masonry, terrazzo, and cut stone without integral organic-based coatings and sealants and unfinished/untreated solid wood flooring qualify for credit without any IAQ testing requirements. However, associated site-applied adhesives, grouts, finishes and sealers must be compliant for a mineral-based or unfinished/untreated solid wood flooring system to qualify for credit.

OPTION 4. Composite Wood and Agrifiber Products (1 point)

Composite wood and agrifiber products used on the interior of the building (i.e., inside the weatherproofing system) must contain no added urea-formaldehyde resins. Laminating

adhesives used to fabricate onsite and shop-applied composite wood and agrifiber assemblies must not contain added urea-formaldehyde resins.

Please note that built-in casework and built-in millwork items must be included in the base building calculations.

Products covered by IEQ Credit 4, Option E—Furniture shall be excluded from these requirements.

OPTION 5. Furniture and Furnishings (1 point)

For manufactured and custom furniture, components of furniture and their assembly must meet the requirements of IEQ Credit 4, Option A: Adhesives and Sealants, IEQ Credit 4 Option B—Paints and Coatings, and IEQ Credit 4, Option D: Composite Wood and Agrifiber Products.

Please note that built-in casework and built-in millwork items are to be considered part of the base building.

AND

All systems furniture¹ and seating² introduced into the project space that have been manufactured, refurbished, or refinished within 1 year prior³ to occupancy must meet 1 of the requirements below.

PATH 1

Greenguard Indoor Air Quality Certified

OR

PATH 2

Calculated indoor air concentrations that are less than or equal to those established in Table 1 for furniture systems and seating determined by a procedure based on the EPA Environmental Technology Verification (ETV) Large Chamber Test Protocol for Measuring Emissions of VOCs and Aldehydes (September 1999) testing protocol conducted in an independent air quality testing laboratory.

Table 1. Maximum Indoor Air Concentrations

Chemical Contaminant	Emission Limits Systems Furniture	Emission Limits Seating
TVOC	0.5 mg/m ³	0.25 mg/m ³
Formaldehyde	50 parts per billion	25 parts per billion
Total Aldehydes	100 parts per billion	50 parts per billion
4 – Phenylcyclohexene (4-PCH)	0.0065 mg/m ³	0.00325 mg/m ³

OR

PATH 3

Calculated indoor air concentrations that are less than or equal to those established in Table 1 for furniture systems and seating determined by a procedure based on ANSI/

- 1 Systems furniture includes panel-based workstations comprising modular interconnecting panels, hang-on components, and drawer and filing components or a freestanding grouping of furniture items designed to work in concert. Furniture other than systems furniture and task and guest chairs used with systems furniture is defined as occasional furniture and is excluded from the credit requirements.
- 2 Seating consists of task and guest chairs used with systems furniture.
- 3 Salvaged and used furniture that is more than 1 year old at time of occupancy is excluded from the credit requirements.

IEQ	
RETAIL: NC	Credit 4

IMPORTANT! This reference guide supplement contains only the reference guide sections that pertain to projects using the LEED 2009 Global Alternative Compliance Paths or East Asia ACPs. Use this supplement alongside the LEED Reference Guide for Green Building Design and Construction and the Retail Supplement for complete credit information. For the omitted sections, refer to the main reference guide.

IEQ	
RETAIL: NC	Credit 4

BIFMA M7.1–2007 and ANSI/BIFMA X7.1–2007 testing protocol conducted in an independent third-party air quality testing laboratory.

The requirement in ANSI/BIFMA X7.1–2007, Section 5, is waived for LEED purposes. Section 5 requires that laboratories used to perform the emissions testing and/or provide analytical results shall be independently accredited to ISO/IEC 17025, “General requirements for the competence of testing and calibration laboratories.”

OPTION 6. Ceiling and Wall Systems (1 point)

All gypsum board, insulation, acoustical ceiling systems, and wall coverings installed in the building interior shall meet the testing and product requirements of the California Department of Health Services Standard Practice for the Testing of Volatile Organic Emissions from Various Sources Using Small-Scale Environmental Chambers, including 2004 Addenda.

1. Benefits and Issues to Consider

See the LEED 2009 Green Building Design and Construction Reference Guide and Retail Supplement for information on environmental and economic issues related to this credit.

2. Related Credits

See the LEED 2009 Green Building Design and Construction Reference Guide for a list of credits related to this credit.

3. Summary of Referenced Standards

AgBB: Health-related Evaluation of Emissions of Volatile Organic Compounds (VOC and SVOC) from Building Products

Umwelt Bundes Amt

<http://www.umweltbundesamt.de/produkte-e/bauprodukte/agbb.htm>

This is the German method for VOC testing and evaluation. The evaluation scheme sets quality standards relevant to health for future manufacture of indoor building products and fosters the development of products with particularly low emissions. It is not aimed at subsequent evaluation of products already installed.

ASTM D2369: Standard Test Method for Volatile Content of Coatings

<http://www.astm.org/>

According to the ASTM website, “This test method is the procedure of choice for determining volatiles in coatings for the purpose of calculating the volatile organic content in coatings under specified test conditions. The weight percent solids content (nonvolatile matter) may be determined by difference. This information is useful to the paint producer and user and to environmental interests for determining the volatiles emitted by coatings.”

ASTM D6886: Standard Test Method for Speciation of the Volatile Organic Compounds (VOCs) in Low VOC Content Waterborne Air-Dry Coatings by Gas Chromatography

<http://www.astm.org/>

According to the ASTM website, “This test method is for the determination of the weight percent of individual volatile organic compounds in low VOC content waterborne latex air-dry coatings. The method is intended primarily for analysis of waterborne coatings in which the material VOC content is below 5 weight percent. The method has been used successfully with higher VOC content waterborne coatings.”

California Department of Health Services Standard Practice for the Testing of Volatile Organic Emissions from Various Sources Using Small-Scale Environmental Chambers

<http://www.cal-iaq.org/>

This is the emissions-testing standard for California. The practice applies to any material belonging to a product category generally used in an enclosed indoor environment. Examples include paints, other architectural coatings, sealants, adhesives, wall coverings, floor coverings, wood paneling, and furniture components, whether used in public and commercial office buildings, schools, medical buildings, residences, or other building types.

California Department of Public Health (CDPH) Standard Method V1.1-2010

<http://www.cdph.ca.gov/>

This is the emissions-testing and evaluation standard for California Specification Section 01350. The standard is applicable to the full range of building products including paints and adhesives that can be tested in small-scale chambers.

IEQ

RETAIL: NC

Credit 4

IMPORTANT! This reference guide supplement contains only the reference guide sections that pertain to projects using the LEED 2009 Global Alternative Compliance Paths or East Asia ACPs. Use this supplement alongside the LEED Reference Guide for Green Building Design and Construction and the Retail Supplement for complete credit information. For the omitted sections, refer to the main reference guide.

EPA Test Method 24, Determination of Volatile Matter Content, Water Content, Density, Volume Solids, and Weight Solids of Surface Coatings

<http://www.epa.gov/>

EPA Test Method 24 provides testing parameters for identifying volatile content in coatings. This testing method references several ASTM sampling methods.

ISO 11890-1: 2007, Paints and varnishes, Determination of volatile organic compound (VOC) content, Part 1, Difference method

<http://www.iso.org/>

According to the ISO website, “ISO 11890-1:2007 specifies a method for the determination of the volatile organic compound (VOC) content of paints, varnishes and their raw materials. This part may be used where the expected VOC content is greater than 15 % by mass. When the expected VOC content is greater than 0,1 % by mass and less than 15 % by mass, ISO 11890-2 should be employed.”

ISO 11890-2: 2006, Paints and varnishes, Determination of volatile organic compound (VOC) content, Part 2, Gas-chromatographic method

<http://www.iso.org/>

According to the ISO website, “ISO 11890-2:2006 specifies a method for the determination of the volatile organic compound (VOC) content of paints, varnishes and their raw materials. ISO 11890-2 is preferred if the expected VOC content is greater than 0,1 % by mass and less than about 15 % by mass. When the VOC content is greater than about 15 % by mass, the less complicated method given in ISO 11890-1 may be used.”

4. Implementation

If the German AgBB/DIBt testing method or a testing method based on AgBB/DIBt method (GUT, EMICODE, Blue Angel) is used, use test results from the three-day, seven-day, or 14-day time point.

See the Implementation section of IEQ Credit 4.1 in the LEED 2009 Green Building Design and Construction Reference Guide for complete implementation guidance related to this credit.

5. Timeline and Team

See the Timeline and Team section of IEQc4.1 in the LEED 2009 Green Building Design and Construction Reference Guide for guidance related to this credit.

6. Calculations

There are no calculations required for this credit.

7. Documentation Guidance







As a first step in preparing to complete the LEED Online documentation requirements, work through the following measures. Refer to LEED Online for the complete descriptions of all required documentation.

- Maintain a list of each carpet, carpet cushion, and carpet adhesive installed in the building interior. Record the VOC content for each adhesive. If a European testing method has been selected, ensure that it meets the testing requirements outlined in the rating system.
- Maintain a list of each hard surface flooring product, tile setting adhesive, finishes, and grout installed in the building interior. Record the VOC content for each tile setting adhesive and grout.

8. Examples

A project team in Paris wants to use a linoleum flooring product that is marked with both the Blue Angel and the GUT logos. The team compares the product data sheet with the referenced testing standards. The product meets the AgBB/DIBt VOC testing standards and therefore qualifies for credit.

Figure 1. Example product data sheet on emissions

LINOLEUM			
Produktbeschreibung nach EN 548		Marmorette 2.5mm	Marmorette 3.2mm
Belagsart	EN 548	Linoleum mit LPX Finish	Linoleum mit LPX Finish
Musterung		marmoriert	marmoriert
Gesamtdicke	EN 428	2,5 mm	3,2 mm
Unterschicht		Jutegewebe	Jutegewebe
Klassifizierung	EN 685	Klasse 23/34/42	Klasse 23/34/42
Rollenbreite	EN 426	200 cm	200 cm
Rollenlänge	EN 426	20–31 m	20–31 m
Gesamtgewicht	EN 430	2900 g / m ²	3800 g / m ²
Sicherheit	Brandverhalten	EN 13501-1 	Cfl – s1 *
	Rutsicherheit Arbeitsbereich	BGR 181	R 9
	Rutschhemmung BFU	bfu Reglement	GS 1 Klasse
	Gleitwiderstand	EN 13893 	DS (> 0,30)
	Blauer Engel	RAL-UZ 38	Ja
REACH		enthält keine Stoffe die in der SVHC-Liste enthalten sind	enthält keine Stoffe die in der SVHC-Liste enthalten sind
Allgemein Bauaufsichtliche Zulassung		Z-156.604-376	geeignet für die Verwendung in Aufenthaltsräumen
Funktion	Trittschallverbesserungsmaß	ISO 140-8	4 dB
	Resteindruck	EN 433	≤ 0,15 mm
	Farbechtheit	ISO 105-B02	Stufe ≥ 6
	Durchgangswiderstand	EN 1081	–
	Standortisolation	VDE 0100	> 200 kOhm
	Aufladungsspannung Begetest	EN 1815	ca. 2,0 kV
	Wärmedurchlasswiderstand	EN 12667	0,015 m ² K / W
	Wärmeableitung	EN 12524	0,17 W / mK
	Chemikalienbeständigkeit	EN 423 	Mineralöl- und Fettbeständigkeit und kurzzeitig beständig gegen verdünnte Säuren
	Stuhlrollen	EN 425 	geeignet (Typ W)
	Biegsamkeit	EN 435-A	Ø 40 mm
	Einwirkung von Bakterien	JIS Z 2801	DLW Linoleum hat antibakterielle Eigenschaften
	Beständigkeit gegen brennende Zigaretten	EN 1399 	geeignet
	Warmwasser-Fußbodenheizung		geeignet (max. 28°C)
Hergestellt von:		Marmorette 2.5mm	Marmorette 3.2mm
CE		EN 14041 : 2004 05 1658-CPD-1003	EN 14041 : 2004 05 1658-CPD-1003

IEQ	
RETAIL: NC	Credit 4

IMPORTANT! This reference guide supplement contains only the reference guide sections that pertain to projects using the LEED 2009 Global Alternative Compliance Paths or East Asia ACPs. Use this supplement alongside the LEED Reference Guide for Green Building Design and Construction and the Retail Supplement for complete credit information. For the omitted sections, refer to the main reference guide.

9. Exemplary Performance

This credit is not eligible for exemplary performance under the Innovation in Design section of the LEED 2009 rating system.

10. Regional Variations

European VOC testing methods often vary from those used in the United States. If a European testing method has been selected, ensure that it follows the parameters of the referenced California testing methods. If the European testing methods and calculations differ, multiply the European test results for carpets or floorings by 0.7.

11. Operations and Maintenance Considerations

See the LEED 2009 Green Building Design and Construction Reference Guide for Operations and Maintenance considerations related to this credit.

12. Resources

See USGBC's LEED Resources & Tools (<http://www.usgbc.org/leed/tools>) for additional resources and technical information.

Websites

ASTM International

<http://www.astm.org>

Blue Angel

http://www.blauer-engel.de/en/blauer_engel/index.php

California Department of Health Services Standard Practice for the Testing of Volatile Organic Emissions from Various Sources Using Small-Scale Environmental Chambers

<http://www.cal-iaq.org/>

California Department of Public Health

<http://www.cdph.ca.gov/>

EMICODE

<http://www.emicode.com/index.php?id=1&L=1>

GUT

<http://www.pro-dis.info/gut.html>

International Organization for Standardization (ISO)

<http://www.iso.org>

Umwelt Bundes Amt

<http://http://www.umweltbundesamt.de>

See the LEED 2009 Green Building Design and Construction Reference Guide for additional resources related to this credit.

U.S. Environmental Protection Agency (EPA)

<http://www.epa.gov>

13. Definitions

See the LEED 2009 Green Building Design and Construction Reference Guide for definitions of terms identified in this credit.

INDOOR CHEMICAL AND POLLUTANT SOURCE CONTROL

IEQ CREDIT 5

RETAIL: NC	
Credit	IEQ Credit 5
Points	1 point

Intent

To minimize building occupants' exposure to potentially hazardous particulates and chemical pollutants.

Requirements

Design to minimize and control the entry of pollutants into buildings and later cross-contamination of regularly occupied areas through the following strategies:

- Employ permanent entryway systems at least 10 feet (3 meters) long in the primary direction of travel to capture dirt and particulates entering the building at regularly used exterior entrances. Acceptable entryway systems include permanently installed grates, grills, and slotted systems that allow for cleaning underneath. Roll-out mats are acceptable only when maintained on a weekly basis by a contracted service organization.
- Sufficiently exhaust each space where hazardous gases or chemicals may be present or used (e.g., garages, housekeeping and laundry areas, copying and printing rooms) to create negative pressure with respect to adjacent spaces when the doors to the room are closed. For each of these spaces, provide self-closing doors and deck-to-deck partitions or a hard-lid ceiling. The exhaust rate shall be at least 0.50 cubic feet per minute (cfm) per square foot (0.15 cubic meters per minute per square meter), with no air recirculation. The pressure differential with the surrounding spaces shall be at least 5 Pascals (Pa) (0.02 inches of water gauge) on average and a minimum of 1 Pa (0.004 inches of water gauge) when the doors to the rooms are closed.
- In mechanically ventilated buildings, install new air filtration media in regularly occupied areas prior to occupancy; these filters must meet one of the following criteria:
 - Filtration media is rated at a minimum efficiency reporting value (MERV) of 13 or higher in accordance with ASHRAE Standard 52.2
 - Filtration media is Class F7 or higher, as defined by CEN Standard EN 779: 2002, Particulate air filters for general ventilation, Determination of the filtration performance
 - Projects in East Asia may use filtration media classified as high efficiency (高中效过滤器) or higher as defined by Chinese standard GB/T 14295-2008 (空气过滤器).
 - Filtration media has a minimum dust spot efficiency of 80% or higher and greater than 98% arrestance on a particle size of 3–10 µg.

Filtration should be applied to process both return and outside air that is to be delivered as supply air.
- Provide containment (i.e., a closed container for storage for off-site disposal in a regulatory compliant storage area, preferably outside the building) for appropriate disposal of hazardous liquid wastes in places where water and chemical concentrate mixing occurs.

IMPORTANT! This reference guide supplement contains only the reference guide sections that pertain to projects using the LEED 2009 Global Alternative Compliance Paths or East Asia ACPs. Use this supplement alongside the LEED Reference Guide for Green Building Design and Construction and the Retail Supplement for complete credit information. For the omitted sections, refer to the main reference guide.

1. Benefits and Issues to Consider

See the LEED 2009 Green Building Design and Construction Reference Guide and Retail Supplement for information on environmental and economic issues related to this credit.

2. Related Credits

See the LEED 2009 Green Building Design and Construction Reference Guide for a list of credits related to this credit.

3. Summary of Referenced Standards

Chinese Standard GB/T 14295-2008 (空气过滤器) .

<http://www.sac.gov.cn/>

http://www.sac.gov.cn/sac_en/

This national standard is administered by the People's Republic of China's National HVAC and Purification Equipment Standardization Technical Committee and issued by the Standardization Administration and the General Administration of Quality Supervision, Inspection and Quarantine.

This standard presents methods for testing air cleaners for two performance characteristics: the device's capacity for removing particles from the air stream (counting efficiency and arrestance) and the device's resistance to airflow.

This standard also includes air filter terminology and definitions, classification and markings, requirements, test methods, inspection rules and product labeling, packaging, transportation and storage. This standard applies to filters that are used in ventilation, air conditioning and air purification systems or equipment under conditions of normal temperature and humidity.

The classifications range from roughing filters (粗效过滤器) to Sub-HEPA filters (亚高效过滤器). Higher-efficiency filters are addressed in Chinese Standard GB/T 13554-2008 High Efficiency Particulate Air Filter, which covers high efficiency particulate air filters (高效空气过滤器) and ultra-low penetration air filters (超高效空气过滤器).

Chinese Standard GB/T 13554-2008 (高效空气过滤器)

<http://www.sac.gov.cn/>

http://www.sac.gov.cn/sac_en/

This national standard is issued by the Standardization Administration and the General Administration of Quality Supervision, Inspection and Quarantine of the People's Republic of China.

This standard covers higher-efficiency air filters than GB/T 14295-2008 and the classifications range from high efficiency particulate air filters (高效空气过滤器) to ultra-low penetration air filters (超高效空气过滤器).

This standard also includes air filter terminology and definitions, classification and markings, requirements, test methods, inspection rules and product labeling, packaging, transportation and storage. This standard applies to HEPA and ULPA filters that are used in supply air and exhaust air purification systems or equipment under conditions of normal temperature and humidity.

Table 1 Chinese Air Filter Classifications from Highest to Lowest Efficiency

Chinese Standard	Air Filter Classification: Chinese	Air Filter Classification: English	LEED Credit Requirement
GB/T 13554-2008	超高效空气过滤器	Ultra-low penetration air filters (ULPA)	Meets requirements of IEQc3.1 & IEQc5
GB/T 13554-2008	高效空气过滤器	High efficiency particulate air filters (HEPA)	Meets requirements of IEQc3.1 & IEQc5
GB/T 14295-2008	亚高效过滤器	Sub-HEPA (high efficiency particulate air) filter	Meets requirements of IEQc3.1 & IEQc5
GB/T 14295-2008	高中效过滤器	high efficiency filter	Meets requirements of IEQc3.1 & IEQc5
GB/T 14295-2008	中效过滤器	medium efficiency filter	Meets requirements of IEQc3.1
GB/T 14295-2008	粗效过滤器	roughing filter	Not allowed

IEQ	
RETAIL: NC	Credit 5

CEN Standard EN 779: 2002, Particulate air filters for general ventilation, Determination of the filtration performance

Comité Européen de Normalisation

<http://www.cen.eu>

This standard outlines the parameters used in many EU countries for determining filter class for all filtration media.

4. Implementation

In mechanically ventilated buildings, ensure that all installed filtration media are high efficiency (高中效过滤器) or higher as defined by Chinese standard GB/T 14295-2008 (空气过滤器) or have a minimum dust spot efficiency of 80% and at least 98% arrestance on a particle size of 3–10 µg.

See the LEED 2009 Green Building Design and Construction Reference Guide and Retail Supplement for additional implementation guidance related to this credit.

5. Timeline and Team

See the LEED 2009 Green Building Design and Construction Retail Supplement for guidance related to this credit.

6. Calculations

There are no calculations required for this credit.

7. Documentation Guidance

As a first step in preparing to complete the LEED Online documentation requirements, work through the following measures. Refer to LEED Online for the complete descriptions of all required documentation.

- On floor plans, mark the location and size of all permanent entryway systems and walk-off mats.
- Create a table listing entryway systems.
- Prepare a building maintenance plan that includes a description of cleaning and maintenance

IMPORTANT! This reference guide supplement contains only the reference guide sections that pertain to projects using the LEED 2009 Global Alternative Compliance Paths or East Asia ACPs. Use this supplement alongside the LEED Reference Guide for Green Building Design and Construction and the Retail Supplement for complete credit information. For the omitted sections, refer to the main reference guide.

for permanent entryway systems and walk-off mats necessary to manage contaminants brought into the building.

- List rooms or areas that require separation.
- Describe the deck-to-deck partitions or hard-lid conditions at rooms known to have contaminants.
- As the project evolves, review and record negative pressure calculations at hazardous chemical areas to ensure proper depressurization.
- Maintain product literature for filters, showing compliance with the requirements.

8. Examples

See the LEED 2009 Green Building Design and Construction Reference Guide for an example detailing an isolation area for hazardous gases or chemicals.

9. Exemplary Performance

This credit is not eligible for exemplary performance under the Innovation in Design section of the LEED 2009 rating system.

10. Regional Variations

See the LEED 2009 Green Building Design and Construction Reference Guide for regional variations associated with this credit.

11. Operations and Maintenance Considerations

See the LEED 2009 Green Building Design and Construction Reference Guide for Operations and Maintenance considerations related to this credit.

12. Resources

See USGBC's LEED Resources & Tools (<http://www.usgbc.org/leed/tools>) for additional resources and technical information.

Websites

Comité Européen de Normalisation

<http://www.cen.eu>

13. Definitions

Counting efficiency is the capability of air filters to capture particles measured by the concentration of test aerosol. It is the ratio between the change in the concentration of aerosol from upstream to downstream air flow and the concentration of aerosol at upstream air flow.

See the LEED 2009 Green Building Design and Construction Reference Guide for definitions of terms used in this credit.

CONTROLLABILITY OF SYSTEMS—LIGHTING AND THERMAL COMFORT

IEQ CREDIT 6

RETAIL: NC	
Credit	IEQ Credit 6
Points	1 point

Intent

To provide a high level of lighting system and thermal comfort control¹ for individual workstations to promote the productivity, comfort, and well-being of building occupants.

Requirements

Provide individual lighting controls for 90% (minimum) of retail employees in office and administrative spaces, enabling adjustments to suit individual task needs and preferences.

AND

Provide individual thermal comfort controls for 50% (minimum) of retail employees in office and administrative spaces to enable adjustments to suit individual task needs and preferences. Operable windows can be used in lieu of comfort controls for occupants of areas that are 20 feet (6 meters) inside of and 10 feet (3 meters) to either side of the operable part of the window. The areas of operable window must meet the requirements of ASHRAE 62.1–2007, paragraph 5.1, Natural Ventilation (with errata but without addenda²).

Conditions for thermal comfort are described in IEQ credit 7.1: Thermal Comfort—Design and include the primary factors of air temperature, radiant temperature, air speed and humidity.

- ¹ Thermal comfort control is the ability to alter at least 1 of the following primary factors in the occupant's vicinity: air temperature, radiant temperature, air speed, and humidity.
- ² Project teams wishing to use addenda approved by ASHRAE for the purposes of this credit may do so at their discretion. Addenda must be applied consistently across all LEED credits.

IMPORTANT! This reference guide supplement contains only the reference guide sections that pertain to projects using the LEED 2009 Global Alternative Compliance Paths or East Asia ACPs. Use this supplement alongside the LEED Reference Guide for Green Building Design and Construction and the Retail Supplement for complete credit information. For the omitted sections, refer to the main reference guide.

1. Benefits and Issues to Consider

See the LEED 2009 Green Building Design and Construction Retail Supplement for information on environmental and economic issues related to this credit.

2. Related Credits

See the LEED 2009 Green Building Design and Construction Retail Supplement for a list of credits related to this credit.

3. Summary of Referenced Standards

CEN Standard EN15251: 2007, Indoor environmental input parameters for design and assessment of energy performance of buildings addressing indoor air quality, thermal environment, lighting and acoustics

Comité Européen de Normalisation

<http://www.cen.eu>

This standard outlines the parameters used in many EU countries to design and assess energy performance of buildings. Used in conjunction with ISO Standard 7730: 2005, it is considered equivalent to ASHRAE 55–2004 for the purposes of this credit.

ISO Standard 7730: 2005, Ergonomics of the thermal environment, Analytical determination and interpretation of thermal comfort using calculation of the PMV and PPD indices and local thermal comfort criteria

International Organization for Standardization

<http://www.iso.org>

This standard “presents methods for predicting the general thermal sensation and degree of discomfort (thermal dissatisfaction) of people exposed to moderate thermal environments” and should be used in conjunction with CEN Standard EN 15251: 2007.

See the LEED 2009 Green Building Design and Construction Reference Guide for additional standards referenced in this credit.

4. Implementation

See the LEED 2009 Green Building Design and Construction Retail Supplement for implementation guidance related to this credit.

5. Timeline and Team

See the LEED 2009 Green Building Design and Construction Retail Supplement for complete guidance for this credit.

During schematic design, building designers should evaluate the building’s orientation and consider how heat gain or loss will affect the occupants. Designers should also consider whether site-specific conditions, such as wind, sound, and odors, may affect the location of operable windows. During design development, locate the thermal comfort controls with the help of electrical and mechanical engineers and the construction or development manager. Consider thermal comfort needs as they pertain to ISO 7730: 2005 and CEN Standard EN 15251: 2007 requirements; survey future occupants’ preferences. Evaluate the controls for each space, considering the specific tools and equipment that occupants will use on a daily basis. When evaluating shared occupant spaces, consider the occupancy schedule.

Post installation commissioning of all thermal comfort systems will ensure proper operation. During building operation, the owner should provide training for building maintenance staff in using the controls. Property management and building engineers should periodically review of comfort control systems to ensure that occupants’ needs are met and that controls are working according to design.

6. Calculations

See the LEED 2009 Green Building Design and Construction Retail Supplement for calculations relating to this credit.

7. Documentation Guidance

See the LEED 2009 Green Building Design and Construction Retail Supplement for documentation guidance related to this credit.

8. Examples

See the LEED 2009 Green Building Design and Construction Reference Guide and Retail Supplement for examples relating to this credit.

9. Exemplary Performance

This credit is not eligible for exemplary performance under the Innovation in Design section of the LEED 2009 rating system.

10. Regional Variations

See the LEED 2009 Green Building Design and Construction Retail Supplement for regional variations associated with this credit.

11. Operations and Maintenance Considerations

See the LEED 2009 Green Building Design and Construction Retail Supplement for Operations and Maintenance considerations related to this credit.

12. Resources

See USGBC's LEED Resources & Tools (<http://www.usgbc.org/leed/tools>) for additional resources and technical information.

See the LEED 2009 Green Building Design and Construction Reference Guide for resources related to this credit.

13. Definitions

See the LEED 2009 Green Building Design and Construction Retail Supplement for definitions of terms used in this credit.

IEQ	
RETAIL: NC	Credit 6

IMPORTANT! This reference guide supplement contains only the reference guide sections that pertain to projects using the LEED 2009 Global Alternative Compliance Paths or East Asia ACPs. Use this supplement alongside the LEED Reference Guide for Green Building Design and Construction and the Retail Supplement for complete credit information. For the omitted sections, refer to the main reference guide.

THERMAL COMFORT—DESIGN

RETAIL: NC	
Credit	IEQ Credit 7.1
Points	1 point

Intent

To provide a comfortable thermal environment that promotes occupant productivity and well-being.

Requirements

Design heating, ventilating, and air-conditioning (HVAC) systems and the building envelope to meet the requirements of one of the options below.

OPTION 1. ASHRAE Standard 55-2004 or Non-U.S. Equivalent

Meet the requirements of ASHRAE Standard 55-2004, Thermal Comfort Conditions for Human Occupancy (with errata but without addenda¹). Demonstrate design compliance in accordance with the Section 6.1.1 documentation. Projects outside the U.S. may use a local equivalent to ASHRAE Standard 55-2004 Thermal Comfort Conditions for Human Occupancy Section 6.1.1.

OPTION 2. ISO 7730: 2005 & CEN Standard EN 15251: 2007

Projects outside the U.S. may earn this credit by designing heating, ventilating and air conditioning (HVAC) systems and the building envelope to meet the requirements of International Organization for Standardization (ISO) 7730: 2005 Ergonomics of the thermal environment, Analytical determination and interpretation of thermal comfort using calculation of the PMV and PPD indices and local thermal comfort criteria; and CEN Standard EN 15251: 2007, Indoor environmental input parameters for design and assessment of energy performance of buildings addressing indoor air quality, thermal environment, lighting and acoustics.

¹ Project teams wishing to use ASHRAE approved addenda for the purposes of this credit may do so at their discretion. Addenda must be applied consistently across all LEED credits.

IEQ CREDIT 7.1

IMPORTANT! This reference guide supplement contains only the reference guide sections that pertain to projects using the LEED 2009 Global Alternative Compliance Paths or East Asia ACPs. Use this supplement alongside the LEED Reference Guide for Green Building Design and Construction and the Retail Supplement for complete credit information. For the omitted sections, refer to the main reference guide.

1. Benefits and Issues to Consider

See the LEED 2009 Green Building Design and Construction Reference Guide and Retail Supplement for information on environmental and economic issues related to this credit.

2. Related Credits

See the LEED 2009 Green Building Design and Construction Reference Guide for a list of credits related to this credit.

3. Summary of Referenced Standards

CEN Standard EN15251: 2007, Indoor environmental input parameters for design and assessment of energy performance of buildings addressing indoor air quality, thermal environment, lighting and acoustics

Comité Européen de Normalisation

<http://www.cen.eu>

This standard outlines the parameters used in many EU countries to design and assess energy performance of buildings. Used in conjunction with ISO Standard 7730: 2005, it is considered equivalent to ASHRAE 55-2004 for the purposes of this credit.

ISO Standard 7730: 2005, Ergonomics of the thermal environment, Analytical determination and interpretation of thermal comfort using calculation of the PMV and PPD indices and local thermal comfort criteria

International Organization for Standardization

<http://www.iso.org>

This standard “presents methods for predicting the general thermal sensation and degree of discomfort (thermal dissatisfaction) of people exposed to moderate thermal environments” and should be used in conjunction with CEN Standard EN 15251: 2007.

4. Implementation

Local standards for projects outside the United States will be compared with ASHRAE 55-2004 in terms of scope, metrics, and thresholds. Project teams that wish to ensure acceptance of a proposed equivalent to ASHRAE 55-2004 prior to submission for review may choose to submit a Formal Inquiry for a Credit Interpretation Ruling for a single project, or a LEED Interpretation for multi-project use.

In order to demonstrate equivalency using a local standard, the local standard must address all of the critical requirements of ASHRAE 55-2004, identified below.

Factors Affecting Thermal Comfort (ASHRAE 55-2004, Section 5.1):

There are six primary factors for defining conditions for thermal comfort for occupants. The six factors are metabolic (MET) rate, clothing insulation, air temperature, radiant temperature, air speed, and humidity.

In order to demonstrate equivalency, the local standard shall:

- Define acceptable thermal comfort conditions.
- Include a well-defined procedure to determine thermal comfort conditions.
 - The procedure shall define an acceptable thermal comfort zone.
 - At least 80% of occupants must be satisfied within the zone.
 - The procedure shall include the following parameters in the calculation:
 - Operative Temperature or a combination of air temperature and radiant temperature.

- Humidity
- Air Speed
 1. Require a maximum air speed threshold for supply air systems (40 fpm [0.203 meters per second] is recommended but variances are allowed up to 10%).
- Local Thermal Discomfort
 1. Address temperature variations due to draft, vertical temperature differences, and radiant asymmetry. Thresholds for these may differ from ASHRAE 55-2004 within an acceptable range

IEQ	
RETAIL: NC	Credit 7.1

5. Timeline and Team

See the LEED 2009 Green Building Design and Construction Reference Guide for guidance related to this credit. Project teams wishing to use a local equivalent should contact USGBC early in the design phase to ensure that the alternative standard is acceptable.

6. Calculations

There are no calculations required for this credit; however, project teams should be able to describe how thermal comfort conditions were established for the project and how the design of conditioning systems addresses the thermal comfort design.

7. Documentation Guidance

As a first step in preparing to complete the LEED Online documentation requirements, work through the following measures. Refer to LEED Online for the complete descriptions of all required documentation.

- For projects using a local equivalent in Option 1, the local standard shall address all the issues identified under Implementation.

If the selected equivalent standard contains deviations or omissions for sections specified under Implementation, provide relevant data to justify the omissions or deviations.

8. Examples

See the LEED 2009 Green Building Design and Construction Reference Guide for examples relating to this credit.

9. Exemplary Performance

This credit is not eligible for exemplary performance under the Innovation in Design section of the LEED 2009 rating system.

10. Regional Variations

See the LEED 2009 Green Building Design and Construction Reference Guide for regional variations associated with this credit.

11. Operations and Maintenance Considerations

See the LEED 2009 Green Building Design and Construction Reference Guide for Operations and Maintenance considerations related to this credit.

12. Resources

See USGBC's LEED Resources & Tools (<http://www.usgbc.org/leed/tools>) for additional resources and technical information.

IMPORTANT! This reference guide supplement contains only the reference guide sections that pertain to projects using the LEED 2009 Global Alternative Compliance Paths or East Asia ACPs. Use this supplement alongside the LEED Reference Guide for Green Building Design and Construction and the Retail Supplement for complete credit information. For the omitted sections, refer to the main reference guide.

IEQ	
RETAIL: NC	Credit 7.1

See the LEED 2009 Green Building Design and Construction Reference Guide for resources related to this credit.

13. Definitions

See the LEED 2009 Green Building Design and Construction Reference Guide for definitions of terms used in this credit.

THERMAL COMFORT—EMPLOYEE VERIFICATION

IEQ CREDIT 7.2

RETAIL: NC	
Credit	IEQ Credit 7.2
Points	1 point*

*1 point in addition to IEQ Credit 7.1

Intent

To provide for the assessment of building occupants' thermal comfort over time.

Requirements

Achieve IEQ Credit 7.1, Thermal Comfort—Design

AND

Provide a permanent monitoring system to ensure that building performance meets the desired comfort criteria as determined by IEQ Credit 7.1, Thermal Comfort—Design.

Agree to conduct a thermal comfort survey of building employees within a period of 6 to 18 months after occupancy. This survey should collect anonymous responses about thermal comfort in the building including an assessment of overall satisfaction with thermal performance and identification of thermal comfort-related problems. Agree to develop a plan for corrective action if the survey results indicate that more than 20% of occupants are dissatisfied with thermal comfort in the building. This plan should include measurement of relevant environmental variables in problem areas in accordance with the standard used for design in IEQ Credit 7.1: Thermal Comfort—Design.

IMPORTANT! This reference guide supplement contains only the reference guide sections that pertain to projects using the LEED 2009 Global Alternative Compliance Paths or East Asia ACPs. Use this supplement alongside the LEED Reference Guide for Green Building Design and Construction and the Retail Supplement for complete credit information. For the omitted sections, refer to the main reference guide.

1. Benefits and Issues to Consider

See the LEED 2009 Green Building Design and Construction Reference Guide for information on environmental and economic issues related to this credit.

2. Related Credits

See the LEED 2009 Green Building Design and Construction Reference Guide for a list of credits related to this credit.

3. Summary of Referenced Standards

CEN Standard EN15251: 2007, Indoor environmental input parameters for design and assessment of energy performance of buildings addressing indoor air quality, thermal environment, lighting and acoustics

Comité Européen de Normalisation

<http://www.cen.eu>

This standard outlines the parameters used in many EU countries to design and assess energy performance of buildings. Used in conjunction with ISO Standard 7730: 2005, it is considered equivalent to ASHRAE 55–2004 for the purposes of this credit.

ISO Standard 7730: 2005, Ergonomics of the thermal environment, Analytical determination and interpretation of thermal comfort using calculation of the PMV and PPD indices and local thermal comfort criteria

International Organization for Standardization

<http://www.iso.org>

This standard “presents methods for predicting the general thermal sensation and degree of discomfort (thermal dissatisfaction) of people exposed to moderate thermal environments” and should be used in conjunction with CEN standard EN 15251: 2007.

4. Implementation

See the LEED 2009 Green Building Design and Construction Reference Guide and Retail Supplement for implementation guidance related to this credit.

5. Timeline and Team

The design team is primarily responsible for achieving this credit, which is based on the requirements of the standard chosen in IEQ Credit 7.1. Additionally, a member of the building operations team, an owner agent, or a commissioning authority should administer the postoccupancy survey required by this credit.

6. Calculations

There are no calculations associated with this credit.

7. Documentation Guidance

See the LEED 2009 Green Building Design and Construction Reference Guide for documentation guidance related to this credit.

8. Examples

There are no examples for this credit.

9. Exemplary Performance

This credit is not eligible for exemplary performance under the Innovation in Design section of the LEED 2009 rating system.

10. Regional Variations

See the LEED 2009 Green Building Design and Construction Reference Guide for regional variations associated with this credit.

11. Operations and Maintenance Considerations

See the LEED 2009 Green Building Design and Construction Reference Guide for Operations and Maintenance considerations related to this credit.

12. Resources

See USGBC's LEED Resources & Tools (<http://www.usgbc.org/leed/tools>) for additional resources and technical information.

See the LEED 2009 Green Building Design and Construction Reference Guide for resources related to this credit.

13. Definitions

See the LEED 2009 Green Building Design and Construction Reference Guide for definitions of terms used in this credit.

IEQ	
RETAIL: NC	Credit 7.2

IMPORTANT! This reference guide supplement contains only the reference guide sections that pertain to projects using the LEED 2009 Global Alternative Compliance Paths or East Asia ACPs. Use this supplement alongside the LEED Reference Guide for Green Building Design and Construction and the Retail Supplement for complete credit information. For the omitted sections, refer to the main reference guide.

Bus rapid transit is an enhanced bus system that operates on exclusive bus lanes or other transit rights-of-way; it is designed to combine the flexibility of buses with the efficiency of rail.

Green infrastructure is a soil- and vegetation-based approach to wet weather management that is cost-effective, sustainable, and environmentally friendly. Green infrastructure management approaches and technologies infiltrate, evapotranspire, capture and reuse stormwater to maintain or restore natural hydrologies (U.S. EPA).

An **inland waterway** is a navigable body of water, such as a river, canal, or lake, that is deep, wide, and slow enough for a vessel to pass.

Low- Impact Development (LID) is an approach to managing stormwater runoff that emphasizes onsite natural features to protect water quality by replicating the natural land cover hydrologic regime of watersheds and addressing runoff close to its source. Examples include better site design principles, such as minimizing land disturbance, preserving vegetation, and minimizing impervious cover, and design practices like rain gardens, vegetated swales and buffers, permeable pavement, rainwater harvesting, and soil amendments. These engineered practices may require specialized design assistance.

Manage onsite refers to capturing and retaining the specified volume of rainfall to mimic natural hydrologic function. Strategies may include evapotranspiration, infiltration, and capture and reuse.

Month with the highest irrigation demand is the maximum monthly delta between evapotranspiration rate (ET_o) and mean monthly rainfall.

Natural site hydrology is the natural land cover function of water occurrence, distribution, movement, and balance.

Public transportation consists of bus, rail, or other transit services for the general public that operate on a regular, continual basis.

Rideshare is a transit service that involves sharing a single vehicle with multiple people, excluding large-scale vehicles such as buses and trains. The rideshare transit facility must include a signed stop and a clearly defined waiting area. Additionally, the rideshare must include an enclosed passenger seating area, fixed route service, fixed fare structure, continuous daily operation, and the ability to pick up and drop off multiple riders. Rideshare vehicles must hold 4 or more passengers, except for human-powered conveyances, which must hold 2 or more passengers.